

Optional 34-Week Essentials in Writing/Essentials in Literature Plan Level 9

IMPORTANT: Prior to beginning, watch the preliminary videos about how to use the curriculum as well as read all the Curriculum Information in the Teacher Handbook.

Below are suggested daily pacing guides for an **average Level 9 track**. Alternative plans for a **remedial track** for Essentials in Literature are available for download at *essentialsinwriting.com*.

Please note that students can complete Essentials in Literature activities in a variety of ways (written answers, verbal answers, discussion with other students, etc.).

Symbol Key is located on the footer of each page.

	Essentials in Writing		Essentials in Literature	
Week 1	1		1	
		Watch Lesson 1 video // Read Lesson 1 text Complete Lesson 1 activity		FICTION UNIT <i>Analyzing Fiction</i> Watch Day 1 video (length: 4:15) // Read Day 1 text
	2		2	
		UNIT ONE: TOOLS FOR EFFECTIVE COMMUNICATION <i>Nouns and Adjectives</i> Watch Lesson 2 video // Read Lesson 2 text Complete Day 1 activities		Watch Day 2 video (5:24) // Read Day 2 text
	3		3	
		* Rewatch Lesson 2 video // Reread Lesson 2 text Complete Day 2 activities		Watch Day 3 video (4:44) // Read Day 3 text
	4		4	
		* Rewatch Lesson 2 video // Reread Lesson 2 text Complete Day 3 activity		Watch Day 4 video (4:47) // Read Day 4 text
	5		5	
		<i>Verbs and Adverbs</i> Watch Lesson 3 video // Read Lesson 3 text Complete Day 1 activities		Watch Day 5 video (7:56) // Read Day 5 text


Week 2	6		6	
		* Rewatch Lesson 3 video // Reread Lesson 3 text Complete Day 2 activities		Watch Day 6 video (4:46) // Read Day 6 text
	7		7	
		* Rewatch Lesson 3 video // Reread Lesson 3 text Complete Day 3 activity		<i>“The Secret Life of Walter Mitty”</i> Read Day 1 text Meet the Author Complete Research Activity
	8		8	
		<i>Verbals: Gerunds</i> Watch Lesson 4 video // Read Lesson 4 text Complete Lesson 4 activities		Watch Day 2 video (2:52) // Read Day 2 text * Complete Vocabulary Analyzing Literature: Point of View
	9		9	
		<i>Verbals: Participials</i> Watch Lesson 5 video // Read Lesson 5 text Complete Lesson 5 activities		Watch Day 3 video (2:53) // Read Day 3 text Access the Backdrop Making Life’s Connections ♦ Read “The Secret Life of Walter Mitty” Complete Reading Focus: Visualizing
Week 3	10		10	
		<i>Verbals: Infinitives and Culmination</i> Watch Lesson 6 video // Read Lesson 6 text Complete Lesson 6 activities		Watch Day 4 video (4:40) // Read Day 4 text Complete Analyzing Literary Elements (choose 3) Complete Check Comprehension Complete Connection Reflection (choose 2)
	11		11	
		<i>Vivid Language</i> Watch Lesson 7 video // Read Lesson 7 text Complete Day 1 activities		Watch Day 5 video (4:06) // Read Day 5 text Complete Analyzing Figurative Language Complete <u>one</u> of the following: <input type="checkbox"/> One (1) Extended Activity Writing Connection
	12		12	
		* Rewatch Lesson 7 video // Reread Lesson 7 text Complete Day 2 activity		Watch video lesson for Independent Practice (3:28) Complete “The Secret Life of Walter Mitty” Independent Practice
	13		13	
		* Rewatch Lesson 7 video // Reread Lesson 7 text Complete Day 3 activities		<i>“The Most Dangerous Game”</i> Read Day 1 text Meet the Author ↓↓

				Complete Research Activity
	14		14	
		* <i>Complete Assessment 1 (A)</i>		Watch Day 2 video (3:16) // Read Day 2 text * Complete Vocabulary Analyzing Literature: Plot
	15		15	
		<i>Punctuation and Mechanics Review</i> Watch Lesson 8 video // Read Lesson 8 text Complete Lesson 8 activities		Watch Day 3 video (1:46) // Read Day 3 text Access the Backdrop Making Life's Connections ♦ <i>Read "The Most Dangerous Game"</i> Complete Reading Focus: Drawing Conclusions
Week 4	16		16	
		<i>Clauses</i> Watch Lesson 9 video // Read Lesson 9 text Complete Day 1 activities		Watch Day 4 video (2:19) // Read Day 4 text Complete Analyzing Literary Elements (choose 3) Complete Check Comprehension Complete Connection Reflection (choose 2)
	17		17	
		* Rewatch Lesson 9 video // Reread Lesson 9 text Complete Day 2 activity		Watch Day 5 video (2:14) // Read Day 5 text Read Plot Device: Poetic Justice Complete <u>one</u> of the following: <input type="checkbox"/> One (1) Extended Activity Writing Connection
	18		18	
		<i>Noun Phrases and Appositives</i> Watch Lesson 10 video // Read Lesson 10 text Complete Day 1 activities		Complete "The Most Dangerous Game" Independent Practice
	19		19	
		* Rewatch Lesson 10 video // Reread Lesson 10 text Complete Day 2 activities		<i>"Born Worker"</i> Read Day 1 text Meet the Author Complete Research Activity
	20		20	
		<i>Verb Phrases and Adjective Phrases</i> Watch Lesson 11 video // Read Lesson 11 text Complete Day 1 activities		Watch Day 2 video (2:48) // Read Day 2 text * Complete Vocabulary Analyzing Literature: Character Traits

Week 5	21		21	
		* Rewatch Lesson 11 video // Reread Lesson 11 text Complete Day 2 activity		Watch Day 3 video (1:28) // Read Day 3 text Access the Backdrop Making Life's Connections ♦ Read "Born Worker" Complete Reading Focus: Identify Sequence
	22		22	
		Prepositional Phrases and Adverbial Phrases Watch Lesson 12 video // Read Lesson 12 text Complete Day 1 activities		Watch Day 4 video (2:45) // Read Day 4 text Complete Analyzing Literary Elements (choose 3) Complete Check Comprehension Complete Connection Reflection (choose 2)
	23		23	
		* Rewatch Lesson 12 video // Reread Lesson 12 text Complete Day 2 activity		Watch Day 5 video (2:40) // Read Day 5 text Analyzing Figurative Language Complete <u>one</u> of the following: □ One (1) Extended Activity Writing Connection
	24		24	
		Simple Sentences and Compound Sentences Watch Lesson 13 video // Read Lesson 13 text Complete Day 1 activities		Complete "Born Worker" Independent Practice
Week 6	25		25	
		* Rewatch Lesson 13 video // Reread Lesson 13 text Complete Day 2 activities		"The Monkey's Paw" Read Day 1 text Meet the Author Complete Research Activity
	26		26	
		Complex Sentences and Compound-Complex Sentences Watch Lesson 14 video // Read Lesson 14 text Complete Day 1 activities		Watch Day 2 video (2:03) // Read Day 2 text * Complete Vocabulary Analyzing Literature: Mood
	27		27	
		* Rewatch Lesson 14 video // Reread Lesson 14 text Complete Day 2 activities		Watch Day 3 video (2:14) // Read Day 3 text Access the Backdrop Making Life's Connections ♦ Read "The Monkey's Paw" Complete Reading Focus: Making Predictions



Week 7	28		28	
		* Rewatch Lesson 14 video // Reread Lesson 14 text Complete Day 3 activities		Watch Day 4 video (3:16) // Read Day 4 text Complete Analyzing Literary Elements (choose 3) Complete Check Comprehension Complete Connection Reflection (choose 2)
	29		29	
		Transitions Watch Lesson 15 video // Read Lesson 15 text Complete Day 1 activities		Watch Day 5 video (2:21) // Read Day 5 text Complete Analyzing Figurative Language Complete <u>one</u> of the following: <input type="checkbox"/> One (1) Extended Activity Writing Connection
	30		30	
		* Rewatch Lesson 15 video // Reread Lesson 15 text Complete Day 2 activity		Complete “The Monkey’s Paw” Independent Practice
Week 7	31		31	
		* Rewatch Lesson 15 video // Reread Lesson 15 text Complete Day 3 activity		“A White Heron” Read Day 1 text Meet the Author Complete Research Activity
	32		32	
		Varied Sentences in a Composition Watch Lesson 16 video // Read Lesson 16 text Complete Day 1 activities		Watch Day 2 video (3:19) // Read Day 2 text * Complete Vocabulary Analyzing Literature: Symbolism
	33		33	
		* Rewatch Lesson 16 video // Reread Lesson 16 text Complete Day 2 activities		Watch Day 3 video (3:05) // Read Day 3 text Access the Backdrop Making Life’s Connections ♦ Read “A White Heron” Complete Reading Focus: Visualizing
	34		34	
		 * Rewatch Lesson 16 video // Reread Lesson 16 text Complete Day 3 activities		Watch Day 4 video (2:39) // Read Day 4 text Complete Analyzing Literary Elements (choose 3) Complete Check Comprehension Complete Connection Reflection (choose 2)
Week 7	35		35	
		* Complete Assessment 2 (A)		Watch Day 5 video (3:48) // Read Day 5 text Complete Analyzing Figurative Language ↓↓

				Complete <u>one</u> of the following: □ One (1) Extended Activity Writing Connection
Week 8	36		36	
		Fragments, Comma Splices, and Run-Ons Watch Lesson 17 video // Read Lesson 17 text Complete Day 1 activity		Complete “A White Heron” Independent Practice
	37		37	
		* Rewatch Lesson 17 video // Reread Lesson 17 text Complete Day 2 activities		“The Bet” Read Day 1 text Meet the Author Complete Research Activity
	38		38	
		* Rewatch Lesson 17 video // Reread Lesson 17 text Complete Day 3 activities		Watch Day 2 video (1:56) // Read Day 2 text * Complete Vocabulary Analyzing Literature: Flashback
	39		39	
		Subject/Verb Agreement Watch Lesson 18 video // Read Lesson 18 text Complete Lesson 18 activities		Watch Day 3 video (2:36) // Read Day 3 text Access the Backdrop Making Life’s Connections ♦ Read “The Bet” Complete Reading Focus: Author’s Purpose
Week 9	40		40	
		Unclear Subjects Watch Lesson 19 video // Read Lesson 19 text Complete Lesson 19 activities		Watch Day 4 video (2:35) // Read Day 4 text Complete Analyzing Literary Elements (choose 3) Complete Check Comprehension Complete Connection Reflection (choose 2)
	41		41	
		Generic “You” Watch Lesson 20 video // Read Lesson 20 text Complete Day 1 activities		Watch Day 5 video (3:07) // Read Day 5 text Read Plot Device: Chekhov’s Gun Complete <u>one</u> of the following: □ One (1) Extended Activity Writing Connection
	42		42	
		* Rewatch Lesson 20 video // Reread Lesson 20 text Complete Day 2 activity		Complete “The Bet” Independent Practice

	43		43	
		<i>Finding and Paraphrasing Information</i> Watch Lesson 21 video // Read Lesson 21 text Complete Day 1 activity		Study for Fiction Summative Assessment
	44		44	
		* Rewatch Lesson 21 video // Reread Lesson 21 text Complete Day 2 activity		Study for Fiction Summative Assessment
	45		45	
		* Rewatch Lesson 21 video // Reread Lesson 21 text Complete Day 3 activity		□ Complete Fiction Summative Assessment (♦ Read “ <i>Blues Ain’t No Mockin’ Bird</i> ”)
Week 10	46		46	
		<i>Summarizing</i> Watch Lesson 22 video // Read Lesson 22 text Complete Day 1 activities		NONFICTION UNIT <i>Analyzing Nonfiction</i> Watch Day 1 video (4:06) // Read Day 1 text
	47		47	
		* Rewatch Lesson 22 video // Reread Lesson 22 text Complete Day 2 activity		Watch Day 2 video (4:37) // Read Day 2 text
	48		48	
		<i>Note-Taking</i> Watch Lesson 23 video // Read Lesson 23 text Complete Day 1 activities		Watch Day 3 video (4:21) // Read Day 3 text
	49		49	
		* Rewatch Lesson 23 video // Reread Lesson 23 text Complete Day 2 activity		Watch Day 4 video (4:30) // Read Day 4 text
	50		50	
		<i>Citing Information</i> Watch Lesson 24 video // Read Lesson 24 text Complete Day 1 activities		No assignment
Week 11	51		51	
		* Rewatch Lesson 24 video // Reread Lesson 24 text Complete Day 2 activity		<i>Charles Martel Biography</i> Read Day 1 text Pre-reading Activity: Scope, Strategy, and Success Complete Research Activity
	52		52	
		* <i>Complete Assessment 3 (A)</i>		Watch Day 2 video (3:30) // Read Day 2 text Access the Backdrop Making Life’s Connection

Week 12	53		53	
		<i>Complete Unit One Comprehensive Assessment (A)</i>		Watch Day 3 video (8:48) // Read Day 3 text Reading to Learn Reading Activity: Structure, Simplicity, Synergy Complete Reading to Learn: Taking Notes ♦ <i>Read Charles Martel Biography</i>
	54		54	
		UNIT TWO: COMPOSITION <i>The Writing Process</i> Watch Lesson 25 video // Read Lesson 25 text		Watch Day 4 video (2:56) // Read Day 4 text Complete Reading to Learn: Taking Notes Complete Writing Connection
	55		55	
		<i>Audience and Purpose</i> Watch Lesson 26 video // Read Lesson 26 text Complete Lesson 26 activity		No assignment
	56		56	
		<i>Paragraph Overview</i> Watch Lesson 27 video // Read Lesson 27 text Complete Lesson 27 activities		<i>“The Origin of Blue Jeans”</i> Read Day 1 text Pre-reading Activity: What Do You Know? Complete Research Activity
	57		57	
		<i>Expository Paragraph</i> Watch Lesson 28 video // Read Lesson 28 text Complete Lesson 28 activity – Brainstorm		Watch Day 2 video (4:11) // Read Day 2 text Reading to Learn: Reading Comprehension
Week 13	58		58	
		* Rewatch Lesson 28 video // Reread Lesson 28 text Complete Lesson 28 activity – Organize		Watch Day 3 video (2:21) // Read Day 3 text Access the Backdrop Making Life’s Connections Complete Reading to Learn: Self-Monitoring ♦ <i>Read “The Origin of Blue Jeans”</i>
	59		59	
		* Rewatch Lesson 28 video // Reread Lesson 28 text Complete Lesson 28 activity – Draft		Watch Day 4-5 video (1:55) // Read Day 4-5 text Complete Analyzing an Article
	60		60	
Week 14		Watch Lesson 29 video // Read Lesson 29 text Complete Lesson 29 activity – Revise		Complete Check Comprehension


Week 13	61		61	
		* Rewatch Lesson 29 video // Reread Lesson 29 text Complete Lesson 29 activity – Finalize		“Farewell Letter to the Pilgrims” Read Day 1 text Meet the Author Complete Research Activity
	62		62	
		Argumentative Paragraph Watch Lesson 30 video // Read Lesson 30 text Complete Lesson 30 – Brainstorm		Watch Day 2 video (2:42) // Read Day 2 text * Complete Vocabulary Analyzing Literature: Letters
	63		63	
		* Rewatch Lesson 30 video // Reread Lesson 30 text Complete Lesson 30 activity – Organize		Watch Day 3 video (3:22) // Read Day 3 text Access the Backdrop Making Life’s Connections Complete Reading Focus: Making Connections ♦ Read “Farewell Letter to the Pilgrims”
	64		64	
		* Rewatch Lesson 30 video // Reread Lesson 30 text Complete Lesson 30 activity – Draft		Watch Day 4-5 video (3:15) // Read Day 4-5 text Complete Analyzing Literary Elements (choose 3) Complete Check Comprehension Complete Connection Reflection (choose 2)
Week 14	65		65	
		Watch Lesson 31 video // Read Lesson 31 text Complete Lesson 31 activity – Revise		Complete Analyzing Literary Elements: Diction Complete <u>one</u> of the following: <input type="checkbox"/> One (1) Extended Activity Writing Connection
	66		66	
		* Rewatch Lesson 31 video // Reread Lesson 31 text Complete Lesson 31 activity – Finalize		Book Review: A Wrinkle in Time Read Day 1 text Meet the Author Research Activity
	67		67	
Week 14		Compare Paragraph Watch Lesson 32 video // Read Lesson 32 text Complete Lesson 32 activity – Brainstorm		Watch Day 2 video (2:21) // Read Day 2 text Analyzing Literature: Book Review Reading Focus: Perspective * Complete Vocabulary
	68		68	
		* Rewatch Lesson 32 video // Reread Lesson 32 text ↓↓		Watch Day 3 video (2:18) // Read Day 3 text ↓↓

		Complete Lesson 32 activity – Organize		Access the Backdrop Making Life's Connections Complete Reading Focus: Making Connections ♦ <i>Read Book Review: A Wrinkle in Time</i>
	69		69	
		* Rewatch Lesson 32 video // Reread Lesson 32 text Complete Lesson 32 activity – Draft		Watch Day 4-5 video (2:33) // Read Day 4-5 text Complete Analyzing Literary Elements (choose 3) Complete Check Comprehension Complete Connection Reflection (choose 2)
	70		70	
Week 15		Watch Lesson 33 video // Read Lesson 33 text Complete Lesson 33 activity – Revise		Analyzing Literature: Book Review Complete <u>one</u> of the following: <input type="checkbox"/> One (1) Extended Activity Writing Connection
	71		71	
		* Rewatch Lesson 33 video // Reread Lesson 33 text Complete Lesson 33 activity – Finalize		Study for Nonfiction Summative Assessment
	72		72	
		<i>Contrast Paragraph</i> Watch Lesson 34 video // Read Lesson 34 text Complete Lesson 34 activity – Brainstorm		Study for Nonfiction Summative Assessment
	73		73	
		* Rewatch Lesson 34 video // Reread Lesson 34 text Complete Lesson 34 activity – Organize		<input type="checkbox"/> Complete Nonfiction Summative Assessment (♦ <i>Read "John Steinbeck on Falling in Love: A 1958 Letter"</i>) (♦ <i>Read "The Guardian Review of Mockingbird"</i>)
	74		74	
		* Rewatch Lesson 34 video // Reread Lesson 34 text Complete Lesson 34 activity – Draft		No assignment
Week 16	75		75	
		Watch Lesson 35 video // Read Lesson 35 text Complete Lesson 35 activity – Revise		No assignment
	76		76	One-Week Break
		* Rewatch Lesson 35 video // Reread Lesson 35 text Complete Lesson 35 activity – Finalize		

	77		77	
		* <i>Complete Assessment 4 (A)</i>		
	78		78	
		<i>Purpose and Parts of an Essay</i> Watch Lesson 36 video // Read Lesson 36 text		
	79		79	
		<i>Thesis Statements</i> Watch Lesson 37 video // Read Lesson 37 text Complete Day 1 activities		
	80		80	
		* Rewatch Lesson 37 video // Reread Lesson 37 text Complete Day 2 activity		
Week 17	81		81	
		<i>Academic Voice</i> Watch Lesson 38 video // Read Lesson 38 text Complete Day 1 activity		NOVEL UNIT <i>The Hobbit</i> Watch Day 1 video (3:44) // Read Day 1 text Meet the Author Making Life's Connections
	82		82	
		* Rewatch Lesson 38 video // Reread Lesson 38 text Complete Day 2 activity		Read Day 2 text Access the Backdrop
	83		83	
		<i>Personal Essay</i> Watch Lesson 39 video // Read Lesson 39 text Complete Lesson 39 activities		Read Day 3 text Access the Backdrop
	84		84	
		Watch Lesson 40 video // Read Lesson 40 text Complete Lesson 40 activity – Brainstorm		Watch Day 4 video (4:39) // Read Day 4 text Analyzing Literature: Characters Complete Reading Focus: Skimming and Scanning
	85		85	
		Watch Lesson 41 video // Read Lesson 41 text Complete Lesson 41 activities – Organize		<i>Section One</i> Watch Day 5 video (3:53) // Read Day 5 text * Complete Vocabulary Reading Focus: Characters ♦ <i>Start reading Chapters 1-4</i> Start While You Read: Event Log


Week 18	86		86	
		Watch Lesson 42 video // Read Lesson 42 text Complete Lesson 42 activity – Hook and Draft Opening Paragraph		♦ <i>Continue reading Chapters 1-4</i> Continue While You Read: Event Log Watch Day 6 video (3:30) // Read Day 6 text Complete Reading Focus: Character List Complete Reading Focus: Character Traits
	87		87	
		Watch Lesson 43 video // Read Lesson 43 text Complete Lesson 43 activity – Draft Body Paragraphs		♦ <i>Finish reading Chapters 1-4</i> Finish While You Read: Event Log Watch Day 7 video (3:36) // Read Day 7 text Complete Analyzing Literature: Character Motives Complete Analyzing Literature: Character Development
	88		88	
		Watch Lesson 44 video // Read Lesson 44 text Complete Lesson 44 activity – Draft Closing Paragraph		Section Two Watch Day 8 video (2:39) // Read Day 8 text * Complete Vocabulary Reading Focus: Setting and Mood ♦ <i>Start reading Chapters 5-7</i> Start While You Read: Event Log
	89		89	
		Watch Lesson 45 video // Read Lesson 45 text Complete Lesson 45 activity – Revise for Content		♦ <i>Continue reading Chapters 5-7</i> Continue While You Read: Event Log Watch Day 9 video (2:00) // Read Day 9 text Complete Reading Focus: Setting and Mood
Week 19	90		90	
		Watch Lesson 46 video // Read Lesson 46 text Complete Lesson 46 activity – Revise for Word Choice and Sentence Structure		♦ <i>Continue reading Chapters 5-7</i> Continue While You Read: Event Log Watch Day 10 video (3:18) // Read Day 10 text Complete Analyzing Literature: Character Relations
	91		91	
		Watch Lesson 47 video // Read Lesson 47 text Complete Lesson 47 activity – Finalize		♦ <i>Continue reading Chapters 5-7</i> Continue While You Read: Event Log Watch Day 11 video (2:20) // Read Day 11 text Complete Analyzing Literature: Internal and External Conflict
	92		92	
		* <i>Complete Assessment 5 (A)</i>		♦ <i>Finish reading Chapters 5-7</i> Finish While You Read: Event Log ↓↓

				Watch Day 12 video (3:39) // Read Day 12 text Complete Connection Reflection: Written Response (choose one)
	93		93	
		Expository Essay Watch Lesson 48 video // Read Lesson 48 text		Section Three Watch Day 13 video (2:17) // Read Day 13 text * Complete Vocabulary Reading Focus: Character Development ♦ <i>Start reading Chapters 8-10</i> Start While You Read: Event Log
	94		94	
		Watch Lesson 49 video // Read Lesson 49 text Complete Lesson 49 activities – Brainstorm and Organize		♦ <i>Continue reading Chapters 8-10</i> Continue While You Read: Event Log Watch Day 14 video (2:06) // Read Day 14 text Complete Reading Focus: Character Development
	95		95	
		Watch Lesson 50 video // Read Lesson 50 text Complete Lesson 50 activities – Organize and Draft Body Paragraph #1		♦ <i>Continue reading Chapters 8-10</i> Continue While You Read: Event Log Watch Day 15 video (3:12) // Read Day 15 text Complete Analyzing Literature: Connecting to Characters
Week 20	96		96	
		Watch Lesson 51 video // Read Lesson 51 text Complete Lesson 51 activities – Organize and Draft Body Paragraph #2		♦ <i>Finish reading Chapters 8-10</i> Finish While You Read: Event Log Watch Day 16 video (3:14) // Read Day 16 text Complete Analyzing Figurative Language
	97		97	
		Watch Lesson 52 video // Read Lesson 52 text Complete Lesson 52 activities – Organize and Draft Body Paragraph #3		No assignment
	98		98	
		Watch Lesson 53 video // Read Lesson 53 text Complete Lesson 53 activity – Organize and Draft Opening & Closing Paragraphs		No assignment
	99		99	
		Watch Lesson 54 video // Read Lesson 54 text Complete Lesson 54 activity – Revise for Content		No assignment
	100		100	
		Watch Lesson 55 video // Read Lesson 55 text ↓↓		No assignment

		Complete Lesson 55 activity – Revise for Word Choice and Sentence Structure		
Week 21	101		101	
		Watch Lesson 56 video // Read Lesson 56 text Complete Lesson 56 activity – Finalize		Section Four Watch Day 17 video (2:24) // Read Day 17 text * Complete Vocabulary Reading Focus: Making Inferences ♦ <i>Start reading Chapters 11-13</i> Start While You Read: Event Log
	102		102	
		* <i>Complete Assessment 6 (A)</i>		♦ <i>Continue reading Chapters 11-13</i> Continue While You Read: Event Log Watch Day 18 video (2:39) // Read Day 18 text Complete Reading Focus: Making Inferences
	103		103	
		No assignment		♦ <i>Continue reading Chapters 11-13</i> Continue While You Read: Event Log Watch Day 19 video (3:07) // Read Day 19 text Complete Analyzing Literature: Problem and Solution
	104		104	
		No assignment		♦ <i>Finish reading Chapters 11-13</i> Finish While You Read: Event Log Watch Day 20 video (2:31) // Read Day 20 text Complete Analyzing Literature: Foreshadowing
Week 22	105		105	
		No assignment		Section Five Watch Day 21 video (1:56) // Read Day 21 text * Complete Vocabulary Reading Focus: Making Predictions ♦ <i>Start reading Chapters 14-16</i> Start While You Read: Event Log (Complete Day 20 Analyzing Literature: Foreshadowing)
Week 22	106		106	
		Argumentative Essay Watch Lesson 57 video // Read Lesson 57 text		♦ <i>Continue reading Chapters 14-16</i> Continue While You Read: Event Log Watch Day 22 video (4:01) // Read Day 22 text Complete Reading Focus: Making Predictions


	107		107	
		Watch Lesson 58 video // Read Lesson 58 text		♦ <i>Continue reading Chapters 14-16</i> Continue While You Read: Event Log Watch Day 23 video (3:24) // Read Day 23 text Complete Analyzing Literature: Character Archetypes
	108		108	
		Watch Lesson 59 video // Read Lesson 59 text Complete Lesson 59 activities – Brainstorm and Organize		♦ <i>Finish reading Chapters 14-16</i> Finish While You Read: Event Log Watch Day 24 video (3:56) // Read Day 24 text Complete Analyzing Literature: Point of View
	109		109	
		Watch Lesson 60 video // Read Lesson 60 text Complete Lesson 60 activities – Organize and Draft Body Paragraph #1		Section Six Watch Day 25 video (4:17) // Read Day 25 text * Complete Vocabulary Reading Focus: Identify Climax ♦ <i>Start reading Chapters 17-19</i> Start While You Read: Event Log
Week 23	110		110	
		Watch Lesson 61 video // Read Lesson 61 text Complete Lesson 61 activities – Organize and Draft Body Paragraph #2		♦ <i>Continue reading Chapters 17-19</i> Continue While You Read: Event Log Watch Day 26 video (2:48) // Read Day 26 text Analyzing Literature: Character Development
	111		111	
		Watch Lesson 62 video // Read Lesson 62 text Complete Lesson 62 activities – Organize and Draft Body Paragraph #3		♦ <i>Continue reading Chapters 17-19</i> Continue While You Read: Event Log Watch Day 27 video (1:45) // Read Day 27 text Analyzing Literature: Character Development
	112		112	
		Watch Lesson 63 video // Read Lesson 63 text Complete Lesson 63 activity – Organize and Draft Opening and Closing Paragraphs		♦ <i>Finish reading Chapters 17-19</i> Finish While You Read: Event Log Watch Day 28 video (3:10) // Read Day 28 text Analyzing Literature: Theme
	113		113	
		Watch Lesson 64 video // Read Lesson 64 text Complete Lesson 64 activity – Revise for Content		Watch Day 29 video (4:29) // Read Day 29 text Complete Critical Thinking: Written Response (choose one)

	114		114	
		Watch Lesson 65 video // Read Lesson 65 text Complete Lesson 65 activity – Revise for Word Choice and Sentence Structure		Study for Novel Summative Assessment
	115		115	
		Watch Lesson 66 video // Read Lesson 66 text Complete Lesson 66 activity – Finalize		Study for Novel Summative Assessment
Week 24	116		116	
		* <i>Complete Assessment 7 (A)</i>		Complete Novel Summative Assessment
	117		117	
		Compare/Contrast Essay Watch Lesson 67 video // Read Lesson 67 text		Watch Culminating Activity video (3:26) Begin Novel Culminating Activity
	118		118	
		Watch Lesson 68 video // Read Lesson 68 text Complete Lesson 68 activities – Brainstorm and Organize		Continue Novel Culminating Activity
	119		119	
		Watch Lesson 69 video // Read Lesson 69 text Complete Lesson 69 activities – Organize and Draft Similarities Paragraph		Continue Novel Culminating Activity
	120		120	
		Watch Lesson 70 video // Read Lesson 70 text Complete Lesson 70 activities – Organize and Draft Differences Paragraph		Continue Novel Culminating Activity
Week 25	121		121	One-Week Break OR Finish Novel Culminating Activity
		Watch Lesson 71 video // Read Lesson 71 text Complete Lesson 71 activity – Organize and Draft Opening & Closing Paragraphs		
	122		122	
		Watch Lesson 72 video // Read Lesson 72 text Complete Lesson 72 activity – Revise for Content		
	123		123	
		Watch Lesson 73 video // Read Lesson 73 text Complete Lesson 73 activity – Revise for Word Choice and Sentence Structure		
	124		124	
		Watch Lesson 74 video // Read Lesson 74 text ↓↓		

		Complete Lesson 74 activity – Input Citations		
	125		125	
		Watch Lesson 75 video // Read Lesson 75 text Complete Lesson 75 activity – Finalize		
Week 26	126		126	
		* <i>Complete Assessment 8 (A)</i>		POETRY UNIT <i>Analyzing Poetry</i> Watch Day 1 video (8:51) // Read Day 1 text
	127		127	
		No assignment		Watch Day 2 video (5:53) // Read Day 2 text
	128		128	
		No assignment		Watch Day 3 video (3:32) // Read Day 3 text
	129		129	
		No assignment		Watch Day 4 video (5:22) // Read Day 4 text
	130		130	
		No assignment		No assignment
Week 27	131		131	
		Research Paper Watch Lesson 76 video // Read Lesson 76 text		“Dreams” Read Day 1 text Meet the Author Making Life’s Connections
	132		132	
		Watch Lesson 77 video // Read Lesson 77 text Start Lesson 77 activities – Brainstorm and Research Questions		Watch Day 2 video (3:44) // Read Day 2 text Access the Backdrop Analyzing Figurative Language: Metaphor Elements of Poetry: Mood and Tone ♦ <i>Read “Dreams”</i> Complete Analyzing Figurative Language: Metaphor Complete Comprehend and Connect (choose 3)
	133		133	
		Finish Lesson 77 activities – Brainstorm and Research Questions		Watch Day 3 video (3:39) // Read Day 3 text Complete Elements of Poetry: Mood and Tone
	134		134	
		Watch Lesson 78 video // Read Lesson 78 text		Read Day 4 text Complete <u>one</u> of the following: Writing Poetry Speaking and Listening

	135		135	
		Watch Lesson 79 video // Read Lesson 79 text		Watch Day 5 video (2:19) // Read Day 5 text ♦ Read “Red Roses” Complete Elements of Poetry: Dialect
Week 28	136		136	
		Watch Lesson 80 video // Read Lesson 80 text Start Lesson 80 activity – Research		“ <i>Still I Rise</i> ” Read Day 1 text Meet the Author Making Life’s Connections
	137		137	
		Continue Lesson 80 activity – Research		Watch Day 2 video (4:31) // Read Day 2 text Access the Backdrop Analyzing Figurative Language: Simile Elements of Poetry: Rhythm ♦ Read “ <i>Still I Rise</i> ” Complete Analyzing Figurative Language: Simile Complete Comprehend and Connect (choose 3)
	138		138	
		Continue Lesson 80 activity – Research		Watch Day 3 video (2:41) // Read Day 3 text Complete Elements of Poetry: Rhythm
	139		139	
		Continue Lesson 80 activity – Research		Read Day 4 text Complete <u>one</u> of the following: Writing Poetry Speaking and Listening
Week 29	140		140	
		Finish Lesson 80 activity – Research		Watch Day 5 video (2:10) // Read Day 5 text ♦ Read “ <i>Nothing Gold Can Stay</i> ” Complete Elements of Poetry: Rhythm
	141		141	
		Watch Lesson 81 video // Read Lesson 81 text Complete Lesson 81 activity – Organize Notecards and Create Thesis Statement		“ <i>A Poison Tree</i> ” Read Day 1 text Meet the Author Making Life’s Connections
	142		142	
		Watch Lesson 82 video // Read Lesson 82 text		Watch Day 2 video (3:26) // Read Day 2 text Access the Backdrop ↓↓

Week 30				Analyzing Figurative Language: Symbolism Elements of Poetry: Voice ♦ <i>Read “A Poison Tree”</i> Complete Analyzing Figurative Language: Symbolism Complete Comprehend and Connect (choose 3)
	143		143	
		Watch Lesson 83 video // Read Lesson 83 text Start Lesson 83 activity – Draft Body Paragraphs		Watch Day 3 video (3:49) // Read Day 3 text Complete Elements of Poetry: Voice
	144		144	
		Continue Lesson 83 activity – Draft Body Paragraphs		Read Day 4 text Complete <u>one</u> of the following: Writing Poetry Speaking and Listening
	145		145	
		Finish Lesson 83 activity – Draft Body Paragraphs		Watch Day 5 video (4:02) // Read Day 5 text ♦ <i>Read “Fire and Ice”</i> Complete Elements of Poetry: Rhyme Scheme
	146		146	
		Watch Lesson 84 video // Read Lesson 84 text Start Lesson 84 activity – Organize and Draft Opening and Closing Paragraphs		“ <i>Sonnet 29</i> ” Read Day 1 text Meet the Author Making Life’s Connections
	147		147	
		Finish Lesson 84 activity – Organize and Draft Opening and Closing Paragraphs		Watch Day 2 video (6:47) // Read Day 2 text Access the Backdrop Analyzing Figurative Language: Hyperbole Elements of Poetry: Rhyme ♦ <i>Read “Sonnet 29”</i> Complete Analyzing Figurative Language: Hyperbole Complete Comprehend and Connect (choose 3)
	148		148	
		Watch Lesson 85 video // Read Lesson 85 text Start Lesson 85 activity – Revise for Content		Watch Day 3 video (4:15) // Read Day 3 text Complete Elements of Poetry: Rhyme Scheme
	149		149	
		Finish Lesson 85 activity – Revise for Content		Read Day 4 text Complete <u>one</u> of the following: ↓↓

				Writing Poetry Speaking and Listening
	150		150	
		No assignment		Watch Day 5 video (1:54) // Read Day 5 text ♦ Read <i>"The Naming of Cats"</i> Complete Elements of Poetry: Rhyme Scheme
Week 31	151		151	
		Watch Lesson 86 video // Read Lesson 86 text Start Lesson 86 activity – Revise for Word Choice and Sentence Structure		<i>"The Wind Begun to Rock the Grass"</i> Read Day 1 text Meet the Author Making Life's Connections
	152		152	
		Finish Lesson 86 activity – Revise for Word Choice and Sentence Structure		Watch Day 2 video (3:28) // Read Day 2 text Access the Backdrop Analyzing Figurative Language: Personification Elements of Poetry: Diction ♦ Read <i>"The Wind Begin to Rock the Grass"</i> Complete Analyzing Figurative Language: Personification Complete Comprehend and Connect
	153		153	
		Watch Lesson 87 video // Read Lesson 87 text Complete Lesson 87 activity – Citations Check		Watch Day 3 video (3:13) // Read Day 3 text Complete Elements of Poetry: Diction
	154		154	
		Watch Lesson 88 video // Read Lesson 88 text Start Lesson 88 activity – Finalize		Read Day 4 text Complete <u>one</u> of the following: Writing Poetry Speaking and Listening
Week 32	155		155	
		No assignment		Watch Day 5 video (2:42) // Read Day 5 text ♦ Read <i>"Spring Storm"</i> Complete Elements of Poetry: Diction
	156		156	
		Watch Lesson 89 video // Read Lesson 89 text		<i>"When It Is Snowing"</i> Read Day 1 text Meet the Author Making Life's Connections

	157		157	
		Watch Lesson 90 video // Read Lesson 90 text Start Lesson 90 activity – Organize Your Speech		Watch Day 2 video (3:30) // Read Day 2 text Access the Backdrop Analyzing Figurative Language: Imagery Elements of Poetry: Mood and Tone ♦ Read “ <i>When It Is Snowing</i> ” Complete Analyzing Figurative Language: Imagery Complete Comprehend and Connect
	158		158	
		Finish Lesson 90 activity – Organize Your Speech		Watch Day 3 video (3:29) // Read Day 3 text Complete Elements of Poetry: Mood and Tone
	159		159	
		No assignment		Read Day 4 text Complete <u>one</u> of the following: Writing Poetry Speaking and Listening
Week 33	160		160	
		No assignment		Watch Day 5 video (2:32) // Read Day 5 text ♦ Read “ <i>Poppies</i> ” Complete Elements of Poetry: Rhyme Scheme
	161		161	
		Watch Lesson 91 video // Read Lesson 91 text Start Lesson 91 activity – Practice and Present Your Speech		“ <i>The Raven</i> ” Read Day 1 text Meet the Author Making Life’s Connections
	162		162	
		Finish Lesson 91 activity – Practice and Present Your Speech		Watch Day 2 video (3:51) // Read Day 2 text Access the Backdrop Analyzing Figurative Language: Symbolism Elements of Poetry: Rhythm ♦ Read “ <i>The Raven</i> ” Complete Analyzing Figurative Language: Symbolism Complete Comprehend and Connect (choose 3)
	163		163	
		No assignment		Watch Day 3 video (2:20) // Read Day 3 text Complete Elements of Poetry: Rhythm

	164		164	
		No assignment		Read Day 4 text Complete <u>one</u> of the following: Writing Poetry Speaking and Listening
	165		165	
		No assignment		Watch Day 5 video (2:50) // Read Day 5 text Complete Analyzing Figurative Language: Hyperbole
Week 34	166		166	
		<i>Start Unit Two Comprehensive Assessment (A)</i>		Study for Poetry Summative Assessment
	167		167	
		<i>Finish Unit Two Comprehensive Assessment (A)</i>		Study for Poetry Summative Assessment
	168		168	
		Final Lesson Watch Lesson 92 video // Read Lesson 92 text Complete Lesson 92 activity – Comparing Compositions		Complete Poetry Summative Assessment
	169		169	
		No assignment		No assignment
	170		170	
		No assignment		No assignment