

AIS Optional 34-Week Essentials in Literature Plan Level 8
A Pacing Guide to cover all concepts while accommodating for special learning needs.

IMPORTANT: Prior to beginning, watch the preliminary videos about how to use the curriculum as well as read all the Curriculum Information in the Teacher Handbook.



General notes about using the Essentials in Literature Alternative Instructional Strategies Plan:

- If an activity/section is not listed on the plan, students are expected to skip that activity/section.
- It is suggested that the student create a Reader’s Notebook or Resource Book in which they will record notes that will serve as a study guide and aid to help them complete assignments and assessments. (Suggested items for Reader’s Notebook include the following: definitions of literature terms, vocabulary words, charts, examples of figurative language, etc.)
- Stories and any necessary text may be read aloud to the student.
- Use notes/text to complete activities.
- Adjust grading to reflect individual student goals.
- Any suggested written responses may be completed through discussion.
- It is not necessary to complete every activity listed in this plan. The teacher may determine which selections may be omitted.

Symbol Key is located on the footer of each page.

Essentials in Writing – With no Accommodations		Essentials in Literature Alternative Instructional Strategies		
Week 1	1	1	1	
		UNIT ONE: GRAMMAR	FICTION UNIT	
		Watch Lesson 1 video (length: 4:44) // Read Lesson 1 text Complete Lesson 1 activity <i>Adjectives in Action</i> Watch Lesson 2 video (6:24) // Read Lesson 2 text Complete Day 1 activity		<i>Analyzing Fiction</i> <i>If needed, read the sections aloud to the student.</i> <i>Help the student identify material to include in the Reader’s Notebook (i.e. definitions of bold-print words, diagram of the stages of plot, etc.)</i> Watch Day 1 video (length: 2:54) // Read Day 1 text
	2	2	2	
		* Rewatch Lesson 2 video (6:24) // Reread Lesson 2 text Complete Day 2 activities		Watch Day 2 video (5:50) // Read Day 2 text
	3	3	3	
	* Rewatch Lesson 2 video (6:24) // Reread Lesson 2 text Complete Day 3 activity		Watch Day 3 video (2:09) // Read Day 3 text	

Essentials in Literature Alternative Instructional Strategies

	4		4	
		* Rewatch Lesson 2 video (6:24) // Reread Lesson 2 text Complete Day 4 activities		Watch Day 4 video (4:07) // Read Day 4 text
	5		5	
		* <i>Complete Assessment 1 (A)</i>		Watch Day 5 video (2:18) // Read Day 5 text
Week 2	6		6	
		Action Verbs in Action Watch Lesson 3 video (4:52) // Read Lesson 3 text Complete Day 1 activities		“Stop the Sun” Read Day 1 text Meet the Author – <i>“Learn More...” portion is optional.</i> Complete Research Activity – <i>May be completed as a discussion.</i>
	7		7	
		* Rewatch Lesson 3 video (4:52) // Reread Lesson 3 text Complete Day 2 activity		Watch Day 2 video (2:16) // Read Day 2 text Analyzing Literature: Plot * Complete Vocabulary – <i>Sentences are optional.</i>
	8		8	
		* Rewatch Lesson 3 video (4:52) // Reread Lesson 3 text Complete Day 3 activity		Watch Day 3 video (3:06) // Read Day 3 text Access the Backdrop Making Life’s Connections ◆ Read <i>“Stop the Sun”</i> Complete Reading Focus: Making Connections – <i>May be completed as a discussion.</i>
	9		9	
		* Rewatch Lesson 3 video (4:52) // Reread Lesson 3 text Complete Day 4 activities		Watch Day 4 video (4:07) // Read Day 4 text Complete Analyzing Literary Elements – <i>Complete #2, #3, and #5 only.</i> Complete Check Comprehension – <i>May be completed as a discussion.</i> Complete Connection Reflection (choose 2)
10		10		
		* <i>Complete Assessment 2 (A)</i>		Watch Day 5 video (1:52) // Read Day 5 text Complete Analyzing Figurative Language □ Complete one (1) Extended Activity – <i>Student may skip or complete if they show a particular interest in either activity.</i>

* only complete as necessary


(A) located in Resource Book

◆ locate material online or in library

□ may need to prepare/introduce in advance



can be submitted to the EIW Scoring Service

Week 3	11		11	
		Adverbs in Action Watch Lesson 4 video (5:19) // Read Lesson 4 text Complete Day 1 activity		Complete “Stop the Sun” Independent Practice <i>ADJUSTMENTS:</i> <i>Analyzing Literary Elements</i> – Student should list as many of the main events as they can. <i>Connection Reflection: Written Response</i> – Skip
	12		12	
		* Rewatch Lesson 4 video (5:19) // Reread Lesson 4 text ↓↓ Complete Day 2 activities		“A Mother in Mannville” Read Day 1 text Meet the Author – “Learn More...” portion is optional. Complete Research Activity – May be completed as a discussion.
	13		13	
		* Rewatch Lesson 4 video (5:19) // Reread Lesson 4 text Complete Day 3 activities		Watch Day 2 video (2:02) // Read Day 2 text Analyzing Literature: Setting * Complete Vocabulary – Student is allowed to search the internet or use a dictionary as needed.
	14		14	
	* Complete Assessment 3 (A)		Watch Day 3 video (4:33) // Read Day 3 text Access the Backdrop Making Life’s Connections ◆ Read “A Mother in Mannville” Complete Reading Focus: Making Inferences – Student does not need to fill all 7 rows of the chart. 3 or 4 rows is sufficient.	
15		15		
	Prepositional Phrases in Action Watch Lesson 5 video (9:07) // Read Lesson 5 text Complete Day 1 activity		Watch Day 4 video (2:50) // Read Day 4 text Complete Analyzing Literary Elements – Complete only #2; may be completed as a discussion. Complete Check Comprehension – Complete as a discussion. Complete Connection Reflection – Complete only #8 and #10.	
Week 4	16		16	
		* Rewatch Lesson 5 video (9:07) // Reread Lesson 5 text Complete Day 2 activities		Watch Day 5 video (2:08) // Read Day 5 text Complete Analyzing Figurative Language ↓↓

* only complete as necessary

(A) located in Resource Book


◆ locate material online or in library

□ may need to prepare/introduce in advance



can be submitted to the EIW Scoring Service

Essentials in Literature Alternative Instructional Strategies

			<input type="checkbox"/> Complete one (1) Extended Activity
	17	17	
	 * Rewatch Lesson 5 video (9:07) // Reread Lesson 5 text Complete Day 3 activities		Complete “A Mother in Mannville” Independent Practice <i>ADJUSTMENTS:</i> <i>Analyzing Literary Elements – May be completed as a discussion.</i> <i>Connection Reflection: Written Response – Skip.</i>
	18	18	
	* Complete Assessment 4 (A)		“The Ransom of Red Chief” Read Day 1 text Meet the Author – “Learn More...” portion is optional. Optionally complete Research Activity
	19	19	
	Gerunds in Action Watch Lesson 6 video (4:31) // Read Lesson 6 text Complete Day 1 activity		Watch Day 2 video (3:09) // Read Day 2 text Analyzing Literature: Conflict * Complete Vocabulary – Student may use dictionary to help define words.
	20	20	
	* Rewatch Lesson 6 video (4:31) // Reread Lesson 6 text Complete Day 2 activity		Watch Day 3 video (3:07) // Read Day 3 text Access the Backdrop Making Life’s Connections – May be completed as a discussion. ♦ Read “The Ransom of Red Chief” Complete Reading Focus: Identify Sequence
Week 5	21	21	
	* Complete Assessment 5 (A)		Watch Day 4 video (2:33) // Read Day 4 text Complete Analyzing Literary Elements (choose 3) – Use the questions from this segment to facilitate a discussion about the story elements. Complete Check Comprehension– Use the questions from this segment to facilitate a discussion about the story elements. Complete Connection Reflection (choose 2) – Use the questions from this segment to facilitate a discussion about the story elements.

* only complete as necessary

(A) located in Resource Book


♦ locate material online or in library

may need to prepare/introduce in advance



can be submitted to the EIW Scoring Service

Essentials in Literature Alternative Instructional Strategies

	22	22	
		Vivid Language Watch Lesson 7 video (8:54) // Read Lesson 7 text Complete Day 1 activities	Watch Day 5 video (2:47) // Read Day 5 text Complete Analyzing Figurative Language
	23	23	
		* Rewatch Lesson 7 video (8:54) // Reread Lesson 7 text Complete Day 2 activities	Complete “The Ransom of Red Chief” Independent Practice <i>ADJUSTMENTS:</i> <i>Analyzing Literary Elements – Skip.</i> <i>Figurative Language: Simile – Skip.</i> <i>Connection Reflection: Written Response – Complete #2 only.</i>
	24	24	
		* Rewatch Lesson 7 video (8:54) // Reread Lesson 7 text Complete Day 3 activity Complete/Start Day 4 activity	No assignment
	25	25	
	* Complete Assessment 6 (A)	No assignment	
Week 6	26	26	One-Week Break
		Independent and Dependent Clauses Watch Lesson 8 video (6:48) // Read Lesson 8 text Complete Day 1 activities	
	27	27	
		* Rewatch Lesson 8 video (6:48) // Reread Lesson 8 text Complete Day 2 activities	
	28	28	
		Simple and Compound Sentences Watch Lesson 9 video (5:19) // Read Lesson 9 text Complete Day 1 activities	
	29	29	
		* Rewatch Lesson 9 video (5:19) // Reread Lesson 9 text Complete Day 2 activities	
	30	30	
	* Rewatch Lesson 9 video (5:19) // Reread Lesson 9 text ↓↓		

* only complete as necessary (A) located in Resource Book ◆ locate material online or in library □ may need to prepare/introduce in advance  can be submitted to the EIW Scoring Service

		Complete Day 3 activities		
Week 7	31		31	
		Compound Sentences and Avoiding Sentence Errors Watch Lesson 10 video (4:34) // Read Lesson 10 text Complete Day 1 activities		“Checkouts” Read Day 1 text Meet the Author – <i>“Learn More...” portion is optional.</i> <i>Optionally</i> complete Research Activity
	32		32	
		* Rewatch Lesson 10 video (4:34) // Reread Lesson 10 text Complete Day 2 activities		Watch Day 2 video (1:29) // Read Day 2 text Analyzing Literature: Point of View – <i>Read the information and add definitions to Reader’s Notebook. Student may skip the “As You Read” activity.</i> * Complete Vocabulary
	33		33	
		* Rewatch Lesson 10 video (4:34) // Reread Lesson 10 text Complete Day 3 activities		Watch Day 3 video (3:00) // Read Day 3 text Access the Backdrop Making Life’s Connections ◆ Read “Checkouts” Complete Reading Focus: Making Predictions – <i>Student only needs to complete 2-3 predictions for the chart.</i>
	34		34	
		* Complete Assessment 7 (A)		Watch Day 4 video (2:20) // Read Day 4 text Complete Analyzing Literary Elements (choose 3) – <i>Use the questions from this segment to facilitate a discussion about the story elements.</i> Complete Check Comprehension – <i>Complete only #8.</i> Complete Connection Reflection – <i>Complete only #10.</i>
35		35		
	Complex Sentences Watch Lesson 11 video (6:18) // Read Lesson 11 text Complete Day 1 activities		Watch Day 5 video (2:27) // Read Day 5 text Complete Analyzing Figurative Language <i>Optionally</i> Complete Writing Connection	

* only complete as necessary

(A) located in Resource Book

◆ locate material online or in library

□ may need to prepare/introduce in advance



can be submitted to the EIW Scoring Service

Week 8	36		36	
		* Rewatch Lesson 11 video (6:18) // Reread Lesson 11 text Comple Day 2 activities		Complete “Checkouts” Independent Practice <i>ADJUSTMENTS:</i> <i>Analyzing Literary Elements – Skip.</i> <i>Connection Reflection: Written Response – Choose one.</i>
	37		37	
		* Rewatch Lesson 11 video (6:18) // Reread Lesson 11 text Comple Day 3 activities		“Raymond’s Run” Read Day 1 text Meet the Author – <i>“Learn More...” portion is optional.</i> Complete Research Activity
	38		38	
		Complex Sentences and Avoiding Sentence Errors Watch Lesson 12 video (4:23) // Read Lesson 12 text Complete Day 1 activities		Watch Day 2 video (3:24) // Read Day 2 text Analyzing Literature: Character Traits and Motives * Complete Vocabulary – <i>Student may look up definitions prior to reading if needed.</i>
	39		39	
		* Rewatch Lesson 12 video (4:23) // Reread Lesson 12 text Complete Day 2 activities		Watch Day 3 video (3:44) // Read Day 3 text Access the Backdrop Making Life’s Connections ◆ <i>Read “Raymond’s Run”</i> Complete Reading Focus: Visualize
40		40		
	* <i>Complete Assessment 8 (A)</i>		Watch Day 4 video (3:07) // Read Day 4 text Complete Analyzing Literary Elements (choose 3) – <i>Complete only #4.</i> Complete Check Comprehension – <i>Complete as a discussion.</i> Complete Connection Reflection – <i>Complete only #12.</i>	
Week 9	41		41	
		Compound-Complex Sentences Watch Lesson 13 video (6:25) // Read Lesson 13 text Complete Day 1 activities		Watch Day 5 video (2:59) // Read Day 5 text Complete Analyzing Figurative Language □ <i>Optionally</i> complete one (1) Extended Activity
	42		42	
	* Rewatch Lesson 13 video (6:25) // Reread Lesson 13 ↓↓		Complete “Raymond’s Run” Independent Practice ↓↓	

* only complete as necessary

(A) located in Resource Book

◆ locate material online or in library

□ may need to prepare/introduce in advance

📎 can be submitted to the EIW Scoring Service

Essentials in Literature Alternative Instructional Strategies

	text Complete Day 2 activities		<i>ADJUSTMENT:</i> <i>Connection Reflection: Written Response – Choose one.</i>
43		43	
	Compound-Complex Sentences and Avoiding Sentence Errors Watch Lesson 14 video (6:23) // Read Lesson 14 text Complete Lesson 14 activities		“The Treasure of Lemon Brown” Read Day 1 text Meet the Author – <i>“Learn More...” portion is optional.</i> <i>Optionally</i> complete Research Activity
44		44	
	* Complete Assessment 9 (A)		Watch Day 2 video (3:24) // Read Day 2 text Analyzing Literature: Cause and Effect * Complete Vocabulary – <i>Sentence section may be completed verbally.</i>
45		45	
	Varied Sentences in a Composition Watch Lesson 15 video (13:09) // Read Lesson 15 text Complete Day 1 activities		Watch Day 3 video (5:38) // Read Day 3 text Access the Backdrop Making Life’s Connections ◆ Read <i>“The Treasure of Lemon Brown”</i> Complete Reading Focus: Drawing Conclusions – <i>Student need only list 2-3 details/experiences.</i>
46		46	
	* Rewatch Lesson 15 video (13:09) // Reread Lesson 15 text Complete Day 2 activities		Watch Day 4 video (4:09) // Read Day 4 text Complete Analyzing Literary Elements Complete Check Comprehension – <i>Use the questions from this segment to facilitate a discussion about the story elements.</i> Complete Connection Reflection – <i>Complete only #8</i>
47		47	
	* Rewatch Lesson 15 video (13:09) // Reread Lesson 15 text Complete Day 3 activity		Watch Day 5 video (3:03) // Read Day 5 text Complete Analyzing Figurative Language □ <i>Optionally</i> complete one (1) Extended Activity
48		48	
	* Rewatch Lesson 15 video (13:09) // Reread Lesson 15 text Complete Day 4 activity		Complete “The Treasure of Lemon Brown” Independent Practice <i>ADJUSTMENTS:</i> <i>Analyzing Literary Elements – Student need only list 2-3</i> ↓↓

* only complete as necessary

(A) located in Resource Book

◆ locate material online or in library

□ may need to prepare/introduce in advance



can be submitted to the EIW Scoring Service

				<p><i>cause/effects.</i></p> <p><i>Figurative Language: Personification – Skip.</i></p> <p><i>Connection Reflection: Written Response – Skip.</i></p>
	49		49	
		* Rewatch Lesson 15 video (13:09) // Reread Lesson 15 text Complete Day 5 activity		Study for Fiction Summative Assessment
	50		50	
		* Rewatch Lesson 15 video (13:09) // Reread Lesson 15 text Complete Day 6 activity		<p><input type="checkbox"/> Complete Fiction Summative Assessment (♦ Read “The Dinner Party”)</p> <p><i>OPTIONS FOR COMPLETEING SUMMATIVE ASSESSMENT:</i></p> <p><i>1. Complete over the course of 2 days. Complete the first half on Day 1 and the second half (which covers “The Dinner Party”) on Day 2.</i></p> <p><i>2. Complete only the first half of the assessment; skip “The Dinner Party.”</i></p> <p><i>GENERAL GUIDELINES:</i></p> <p><i>- Allow the student to use the text and/or their notes to assist with the assessment.</i></p> <p><i>- Allow the student to complete any chosen section verbally.</i></p> <p><i>ADJUSTMENT to first half:</i> <i>True/False – Skip.</i></p> <p><i>ADJUSTMENTS to “The Dinner Party”:</i> <i>Vocabulary – Skip.</i> <i>Connection Reflection: Written Response – Skip.</i></p>
	51		51	
Week 11		* Rewatch Lesson 15 video (13:09) // Reread Lesson 15 text Complete Day 7 activity		<p>NONFICTION UNIT</p> <p>Analyzing Nonfiction</p> <p><i>If needed, read the sections aloud to the student.</i></p> <p><i>Help the student identify material to include in the Reader’s Notebook (i.e. definitions, lists, etc.)</i></p> <p>Watch Day 1 video (4:29) // Read Day 1 text</p>

	52		52	
		Using Appositives Watch Lesson 16 video (4:46) // Read Lesson 16 text Complete Day 1 activities		Watch Day 2 video (4:36) // Read Day 2 text
	53		53	
		* Rewatch Lesson 16 video (4:46) // Reread Lesson 16 text Complete Day 2 activity		“Louisa’s Civil War” Read Day 1 text Meet the Author <i>Optionally</i> complete Research Activity
	54		54	
	* <i>Complete Assessment 10 (A)</i>		Watch Day 2 video (3:07) // Read Day 2 text Analyzing Literature: Narrative Nonfiction * Complete Vocabulary – <i>Sentences are optional.</i>	
55		55		
	Using Transitions Watch Lesson 17 video (7:07) // Read Lesson 17 text Complete Day 1 activities		Watch Day 3 video (3:15) // Read Day 3 text Access the Backdrop Making Life’s Connections ♦ <i>Read “Louisa’s Civil War”</i> Complete Reading Focus: Making Connections	
Week 12	56		56	
		* Rewatch Lesson 17 video (7:07) // Reread Lesson 17 text Complete Day 2 activities		Watch Day 4 video (2:31) // Read Day 4 text Complete Analyzing Literary Elements (choose 3) – <i>Use the questions from this segment to facilitate a discussion about the story.</i> Complete Check Comprehension – <i>Answer #5 and #6 only.</i> Complete Connection Reflection – <i>Choose one (1).</i>
	57		57	
		* Rewatch Lesson 17 video (7:07) // Reread Lesson 17 text Complete Day 3 activities		Watch Day 5 video (2:22) // Read Day 5 text Complete Analyzing Figurative Language □ <i>Optionally</i> complete one (1) Extended Activity
58		58		
	* <i>Complete Assessment 11 (A)</i>		Complete “Louisa’s Civil War” Independent Practice <i>ADJUSTMENT:</i> ↓ ↓	

* only complete as necessary

(A) located in Resource Book

♦ locate material online or in library

□ may need to prepare/introduce in advance



can be submitted to the EIW Scoring Service

				Connection Reflection: Written Response – Skip.
	59		59	
		<p>Pronouns and Antecedents Watch Lesson 18 video (6:20) // Read Lesson 18 text Complete Day 1 activities</p>		<p>“Roughing It: Chapter XLII” <i>NOTE: If you choose to skip a story in order to shorten the nonfiction unit, skip “Roughing It: Chapter XLII, by Mark Twain. This selection is written using the vernacular of Twain’s 19th century era and can be difficult for students to read.</i> <i>If you choose to complete this section, consider allowing the student to listen to an audio recording of the story rather than having them read it silently.</i> Read Day 1 text Meet the Author Optionally complete Research Activity</p>
	60		60	
		<p>* Rewatch Lesson 18 video (6:20) // Reread Lesson 18 text Complete Day 2 activities</p>		<p>Watch Day 2 video (2:49) // Read Day 2 text Analyzing Literature: Autobiography * Complete Vocabulary – Sentences are optional.</p>
Week 13	61		61	
		<p>* Rewatch Lesson 18 video (6:20) // Reread Lesson 18 text Complete Day 3 activities</p>		<p>Watch Day 3 video (3:26) // Read Day 3 text Access the Backdrop Making Life’s Connections ♦ Read “Roughing It: Chapter XLII” Complete Reading Focus: Visualizing</p>
	62		62	
		<p>* Complete Assessment 12 (A)</p>		<p>Watch Day 4 video (2:59) // Read Day 4 text Complete Analyzing Literary Elements – Complete only #4. Complete Connection Reflection (choose 2) – Use the questions from this segment to facilitate a discussion about the story.</p>
	63		63	
		<p>Subject/Verb Agreement Watch Lesson 19 video (6:10) // Read Lesson 19 text Complete Day 1 activity</p>		<p>Watch Day 5 video (2:18) // Read Day 5 text Complete Analyzing Figurative Language <input type="checkbox"/> Optionally complete one (1) Extended Activity</p>

* only complete as necessary

(A) located in Resource Book

♦ locate material online or in library

may need to prepare/introduce in advance



can be submitted to the EIW Scoring Service

	64		64	
		* Rewatch Lesson 19 video (6:10) // Reread Lesson 19 text Complete Day 2 activities		Complete “Roughing It: XLII” Independent Practice <i>ADJUSTMENTS:</i> <i>Analyzing Literary Elements – Skip.</i> <i>Connection Reflection: Written Response – Skip.</i>
	65		65	
		* Rewatch Lesson 19 video (6:10) // Reread Lesson 19 text Complete Day 3 activities		“ <i>Ten Top Touring Areas</i> ” Read Day 1 text Pre-reading Activity: What Do You Know? Complete Research Activity
Week 14	66		66	
		<i>Don’t/Doesn’t Problem</i> Watch Lesson 20 video (4:31) // Read Lesson 20 text Complete Day 1 activities		Watch Day 2 video (4:36) // Read Day 2 text Reading to Learn: Taking Notes and Writing a Summary – <i>Consider printing out a copy of the article and allowing the student to highlight important information/main ideas rather than taking actual notes.</i> Reading Activity: What Do You Know?
	67		67	
		* Rewatch Lesson 20 video (4:31) // Reread Lesson 20 text Complete Day 2 activities		Watch Day 3 video (3:26) // Read Day 3 text Access the Backdrop Making Life’s Connections ♦ <i>Read “Ten Top Touring Areas”</i> Complete Reading to Learn: Taking Notes and Writing Summaries – <i>Student may take notes or use a highlighter to indicate main ideas/important information on an article they have printed out.</i>
	68		68	
	* Rewatch Lesson 20 video (4:31) // Reread Lesson 20 text Complete Day 3 activities		Watch Day 4 video (3:52) // Read Day 4 text Complete Analyzing an Article – <i>Complete as a discussion.</i> Complete Check Comprehension – <i>Complete only #3, #4, and #7</i> * <i>Optionally</i> complete Writing Connection	
	69		69	
	* <i>Complete Assessment 13 (A)</i>		“ <i>Virginia Hamilton</i> ” Watch Day 1 video (0:58) // Read Day 1 text ↓↓	

* only complete as necessary

(A) located in Resource Book

♦ locate material online or in library

□ may need to prepare/introduce in advance



can be submitted to the EIW Scoring Service

Essentials in Literature Alternative Instructional Strategies

			Meet the Author
	70	70	
	Homophones Watch Lesson 21 video (11:28) // Read Lesson 21 text Complete Day 1 activity		Watch Day 2 video (2:22) // Read Day 2 text Analyzing Literature: Biography and Interview Reading Focus: Chronological Order
Week 15	71	71	
	* Rewatch Lesson 21 video (11:28) // Reread Lesson 21 text Complete Day 2 activities		Watch Day 3 video (3:49) // Read Day 3 text Access the Backdrop Making Life’s Connections ♦ Read “Virginia Hamilton” Complete Reading Focus: Chronological Order – <i>It may be helpful for the student to list the main events on a paper and then transfer them to the timeline. It is okay if they don’t find a total of 6 main events.</i>
	72	72	
	* Rewatch Lesson 21 video (11:28) // Reread Lesson 21 text Complete Day 3 activities		Watch Day 4 video (3:35) // Read Day 4 text Complete Analyzing a Biography Complete Check Comprehension – <i>Use the questions from this segment to facilitate a discussion about the story.</i> * <i>Optionally</i> complete Writing Connection
	73	73	
	* Complete Assessment 14 (A)		“ The Jews Are Guilty!/The Jews Are to Blame! ” Read Day 1 text Pre-reading Activity: What Do You Know?
	74	74	
	Unclear Subject Problem Watch Lesson 22 video (4:29) // Read Lesson 22 text Complete Day 1 activity		Watch Day 2 video (4:58) // Read Day 2 text Reading to Learn: Propaganda – <i>Student should add the definition of each technique to their Reading’s Notebook.</i>
75	75		
* Rewatch Lesson 22 video (4:29) // Reread Lesson 22 text Complete Day 2 activities		Watch Day 3 video (5:32) // Read Day 3 text Access the Backdrop Making Life’s Connections Reading to Learn: Propaganda ↓ ↓	

* only complete as necessary

(A) located in Resource Book

♦ locate material online or in library

□ may need to prepare/introduce in advance



can be submitted to the EIW Scoring Service


				Reading Activity: What Do You Know? ◆ Read “ <i>The Jews Are Guilty!/The Jews Are to Blame!</i> ” Complete Reading to Learn: Propaganda
Week 16	76		76	
		* Rewatch Lesson 22 video (4:29) // Reread Lesson 22 text Complete Day 3 activities		Watch Day 4 video (2:50) // Read Day 4 text <i>Optionally</i> complete Analyzing an Article Complete Check Comprehension – <i>Complete only #3 and #5.</i> * <i>Optionally</i> complete Writing Connection
	77		77	
		* <i>Complete Assessment 15 (A)</i>		Study for Nonfiction Summative Assessment
	78		78	
		Paraphrasing Watch Lesson 23 video (9:49) // Read Lesson 23 text Complete Day 1 activity		<input type="checkbox"/> Complete Nonfiction Summative Assessment (◆ Read “ <i>The Great Rat Hunt</i> ”) GENERAL GUIDELINES: - Allow the student to use the text and/or their notes to assist with the assessment. - Allow the student to complete any chosen section verbally. ADJUSTMENTS to the first half: Short Answer/Fill in the Blank – Complete only #2, #3, and #4. True/False – Skip. ADJUSTMENTS to “The Great Rat Hunt”: Comprehension/Recall – Skip. Analyzing Literary Element – Skip. Connection Reflection: Written Response – Skip.
	79		79	
		* Rewatch Lesson 23 video (9:49) // Reread Lesson 23 text Complete Day 2 activities		No assignment
80		80		
	Writing a Summary Watch Lesson 24 video (7:37) // Read Lesson 24 text ↓↓		No assignment	

* only complete as necessary

(A) located in Resource Book

◆ locate material online or in library

may need to prepare/introduce in advance

 can be submitted to the EIW Scoring Service

		Complete Day 1 activities		
Week 17	81		81	One-Week Break
		* Rewatch Lesson 24 video (7:37) // Reread Lesson 24 text Complete Day 2 activities		
	82		82	
		* Complete Assessment 16 (A)		
	83		83	
		Complete Unit One Comprehensive Assessment (A)		
	84		84	
		No assignment		
	85		85	
	No assignment			
Week 18	86		86	
		UNIT TWO: COMPOSITION <i>The Writing Process</i> Watch Lesson 25 video (7:07) // Read Lesson 25 text Complete Lesson 25 activity		NOVEL UNIT <i>Night</i> Student may read the memoir text or listen to an audio recording of the memoir. Student can keep a Reader's Notebook for the memoir in which they keep track of things like vocabulary, descriptions of characters, timelines, etc. Watch Day 1 video (2:35) // Read Day 1 text Meet the Author Making Life's Connections
	87		87	
		<i>Paragraph Overview</i> Watch Lesson 26 video (6:59) // Read Lesson 26 text Complete Lesson 26 activities		Read Day 2 text Access the Backdrop – Help the student determine what information should be written down in their Reader's Notebook (definitions, descriptions of events and holidays, etc.).
Week 18	88		88	
		<i>Expository Paragraph</i> Watch Lesson 27 video (6:10) // Read Lesson 27 text Complete Lesson 27 activity – Brainstorm		Read Day 3 text Access the Backdrop – Help the student determine what information should be written down in their Reader's Notebook.

* only complete as necessary (A) located in Resource Book ♦ locate material online or in library □ may need to prepare/introduce in advance ⓘ can be submitted to the EIW Scoring Service

	89	89		
		Watch Lesson 28 video (12:00) // Read Lesson 28 text Complete Lesson 28 activities – Organize and Draft		Read Day 4 text Access the Backdrop – <i>Help the student determine what information should be written down in their Reader’s Notebook.</i>
	90	90		
		Watch Lesson 29 video (9:52) // Read Lesson 29 text Complete Lesson 29 activities – Revise and Final Draft		Watch Day 5 video (5:00) // Read Day 5 text Analyzing Literature: Mood and Tone – <i>Student can complete this as an oral exercise.</i> Reading Focus: Connecting to the Characters – <i>Optional. If you choose to include this activity, have the student create their own chart (separately or in their Reader’s Notebook) so that they can access it easily and add to it as they read the memoir.</i>
Week 19	91	91		
		Persuasive Paragraph Watch Lesson 30 video (5:52) // Read Lesson 30 text Complete Lesson 30 activity – Brainstorm		Section One Watch Day 6 video (4:16) // Read Day 6 text * Complete Vocabulary – <i>Completing vocabulary cards or keeping track of vocabulary words in the Reader’s Notebooks is highly recommended. Teacher may provide additional explanation of definitions as needed.</i> Reading Focus: Questioning
	92	92		
		Watch Lesson 31 video (7:28) // Read Lesson 31 text Complete Lesson 31 activities – Organize and Draft		◆ <i>Read pages 1-22</i> Complete Reading Focus: Questioning – <i>Consider providing the student with post-it notes on which they can write down their questions and place them in the memoir (on the page where the information is found) to discuss with the teacher as needed.</i> Continue Reading Focus: Connecting to the Characters (Day 5)
	93	93		
	Watch Lesson 32 video (9:50) // Read Lesson 32 text Complete Lesson 32 activities – Revise and Final Draft		Watch Day 7 video (6:39) // Read Day 7 text Complete Analyzing Literature: Point of View – <i>Read the information; activity is optional.</i>	

* only complete as necessary

(A) located in Resource Book

◆ locate material online or in library

□ may need to prepare/introduce in advance



can be submitted to the EIW Scoring Service

	94		94	
		Descriptive Paragraph Watch Lesson 33 video (4:25) // Read Lesson 33 text Complete Lesson 33 activity – Brainstorm		Watch Day 8 video (2:01) // Read Day 8 text Complete Analyzing Literature: Setting
	95		95	
		Watch Lesson 34 video (7:46) // Read Lesson 34 text Complete Lesson 34 activities – Organize and Draft		Watch Day 9 video (2:40) // Read Day 9 text Complete Analyzing Literature: Mood – <i>Complete as a discussion.</i>
Week 20	96		96	
		Watch Lesson 35 video (9:43) // Read Lesson 35 text Complete Lesson 35 activities – Revise and Final Draft		Section Two Watch Day 10 video (3:51) // Read Day 10 text * Complete Vocabulary – <i>See note in Section One.</i> Reading Focus: Predictions
	97		97	
		Compare Paragraph Watch Lesson 36 video (3:46) // Read Lesson 36 text Complete Lesson 36 activity – Brainstorm		♦ <i>Read pages 23-46</i> Complete Reading Focus: Predictions – <i>Student may want to record their predictions in their Reader’s Notebook.</i> Continue Reading Focus: Connecting to the Characters (Day 5)
	98		98	
		Watch Lesson 37 video (7:35) // Read Lesson 37 text Complete Lesson 37 activities – Organize and Draft		Watch Day 11 video (8:06) // Read Day 11 text
	99		99	
	Watch Lesson 38 video (3:20) // Read Lesson 38 text Complete Lesson 38 activities – Revise and Final Draft		Watch Day 12 video (2:30) // Read Day 12 text Complete Analyzing Literature: Cause and Effect	
100		100		
	Contrast Paragraph Watch Lesson 39 video (7:12) // Read Lesson 39 text Complete Lesson 39 activities – Brainstorm, Organize, and Draft		Watch Day 13 video (1:41) // Read Day 13 text Complete Connection Reflection: Written Response (choose one) – <i>Skip OR use questions to facilitate a discussion of the novel.</i>	
Week 21	101		101	
		Watch Lesson 40 video (6:49) // Read Lesson 40 text Complete Lesson 40 activities – Revise and Final Draft		Section Three Watch Day 14 video (2:48) // Read Day 14 text ↓↓

* only complete as necessary

(A) located in Resource Book

♦ locate material online or in library

□ may need to prepare/introduce in advance




can be submitted to the EIW Scoring Service

Essentials in Literature Alternative Instructional Strategies

				* Complete Vocabulary – <i>See note in Section One.</i> Reading Focus: Clarifying
	102		102	
		* Complete Assessment 17 (A)		♦ Read pages 47-65 Complete Reading Focus: Clarifying Continue Reading Focus: Connecting to the Characters (Day 5)
	103		103	
		Narrative Watch Lesson 41 video (4:31) // Read Lesson 41 text		Watch Day 15 video (8:41) // Read Day 15 text Complete Analyzing Literature: Compare and Contrast – <i>Can be completed as a discussion.</i>
	104		104	
		Watch Lesson 42 video (7:26) // Read Lesson 42 text Complete Day 1 activities		Watch Day 16 video (1:58) // Read Day 16 text
	105		105	
		* Rewatch Lesson 42 video (7:26) // Reread Lesson 42 text Complete Day 2 activities		Section Four Watch Day 17 video (2:49) // Read Day 17 text * Complete Vocabulary – <i>See note in Section One.</i> Reading Focus: Connecting
Week 22	106		106	
		Watch Lesson 43 video (4:30) // Read Lesson 43 text Complete Lesson 43 activity – Brainstorm		♦ Read pages 66-84 Complete Reading Focus: Connecting – <i>Read information, but completing the activity is optional.</i> Continue Reading Focus: Connecting to the Characters (Day 5)
	107		107	
		Watch Lesson 44 video (5:50) // Read Lesson 44 text Complete Lesson 44 activities – Organize		Watch Day 18 video (9:04) // Read Day 18 text Complete Analyzing Literature: Characters – <i>Optional.</i>
	108		108	
		Watch Lesson 45 video (11:22) // Read Lesson 45 text ↓↓ Complete Lesson 45 activities – Hook and Draft		Watch Day 19 video (3:08) // Read Day 19 text Complete Personal Letter
	109		109	
		Watch Lesson 46 video (8:36) // Read Lesson 46 text Complete Lesson 46 activity – Revise Word Choice		Section Five Watch Day 20 video (2:31) // Read Day 20 text ↓↓

* only complete as necessary (A) located in Resource Book ♦ locate material online or in library □ may need to prepare/introduce in advance 📎 can be submitted to the EIW Scoring Service

Essentials in Literature Alternative Instructional Strategies

				* Complete Vocabulary – <i>See note in Section One.</i> Reading Focus: Summarizing
	110		110	
		Watch Lesson 47 video (6:49) // Read Lesson 47 text Complete Lesson 47 activity – Revise Sentence Structure		♦ <i>Read pages 85-120</i> Complete Reading Focus: Summarizing – <i>Read the information, but completing the activity is optional.</i> Continue Reading Focus: Connecting to the Characters (Day 5)
Week 23	111		111	
		Watch Lesson 48 video (3:27) // Read Lesson 48 text Complete Lesson 48 activity – Assess Dialogue		Watch Day 21 video (5:00) // Read Day 21 text Complete Analyzing Literature: Inferences – <i>Optional.</i>
	112		112	
		Watch Lesson 49 video (2:10) // Read Lesson 49 text Complete Lesson 49 activity – Final Draft		Watch Day 22 video (2:45) // Read Day 22 text Analyzing Literature: Mood and Tone – <i>Complete as a discussion.</i>
	113		113	
		* <i>Complete Assessment 18 (A)</i>		Watch Day 23 video (5:19) // Read Day 23 text Complete Analyzing Literature: Theme – <i>Consider completing this activity as a discussion.</i>
	114		114	
		<i>Expository Essay</i> Watch Lesson 50 video (5:13) // Read Lesson 50 text		Study for Novel Summative Assessment
115		115		
	Watch Lesson 51 video (10:16) // Read Lesson 51 text Complete Lesson 51 activities – Brainstorm and Organize		Complete Novel Summative Assessment <i>GENERAL GUIDELINES:</i> - Allow the student to use the text and/or their notes to assist with the assessment. - Allow the student to complete any chosen section verbally. <i>ADJUSTMENTS:</i> <i>Analyzing Figurative Language – Skip.</i> <i>Analyzing Literature: Mood – Skip.</i> <i>Connection Reflection: Written Response – Choose one.</i>	

* only complete as necessary

(A) located in Resource Book

♦ locate material online or in library

□ may need to prepare/introduce in advance



can be submitted to the EIW Scoring Service

Week 24	116	116	<p>Watch Culminating Activity video (5:12) Begin Novel Culminating Activity</p> <p><i>ADJUSTMENTS:</i> Part 1 – Student may need help determining the balance of their circle graph. Help as needed. Part 2 – If an essay is too much writing for the student, consider having them write just a paragraph or to report their information to you as a discussion.</p>	
		Watch Lesson 52 video (10:44) // Read Lesson 52 text Complete Lesson 52 activities – Organize and Draft Body Paragraph #1		
	117	117		
		Watch Lesson 53 video (10:14) // Read Lesson 53 text Complete Lesson 53 activities – Organize and Draft Body Paragraph #2		
	118	118		
		Watch Lesson 54 video (9:50) // Read Lesson 54 text Complete Lesson 54 activities – Organize and Draft Body Paragraph #3		
	119	119		
		Watch Lesson 55 video (9:49) // Read Lesson 55 text Complete Lesson 55 activities – Organize and Draft Opening Paragraph		
	120	120		
	Watch Lesson 56 video (6:12) // Read Lesson 56 text Complete Lesson 56 activities – Organize and Draft Closing Paragraph		Finish Novel Culminating Activity	
Week 25	121	121	One-Week Break	
		Watch Lesson 57 video (7:35) // Read Lesson 57 text Complete Lesson 57 activity – Revise Word Choice		
	122	122		
		Watch Lesson 58 video (10:36) // Read Lesson 58 text Complete Lesson 58 activity – Revise Sentence Structure		

* only complete as necessary


(A) located in Resource Book

◆ locate material online or in library

□ may need to prepare/introduce in advance



can be submitted to the EIW Scoring Service

	123		123	
		Watch Lesson 59 video (1:05) // Read Lesson 59 text Complete Lesson 59 activity – Final Draft		
	124		124	
		* <i>Complete Assessment 19 (A)</i>		
	125		125	
		Compare/Contrast Business Letter Watch Lesson 60 video (4:16) // Read Lesson 60 text		
Week 26	126		126	
		Watch Lesson 61 video (8:12) // Read Lesson 61 text Complete Lesson 61 activities – Brainstorm		POETRY UNIT <i>Analyzing Poetry</i> <i>If needed, read the sections aloud to the student.</i> <i>Help the student identify material to include in the Reader’s Notebook (i.e. common terms like lines, stanzas, poetic forms, figurative language definitions, etc.)</i> Watch Day 1 video (6:51) // Read Day 1 text
	127		127	
		Watch Lesson 62 video (8:11) // Read Lesson 62 text Complete Lesson 62 activity – Organize		Watch Day 2 video (6:33) // Read Day 2 text
	128		128	
		Watch Lesson 63 video (8:08) // Read Lesson 63 text Complete Lesson 63 activities – Organize and Draft Opening Paragraph		Watch Day 3 video (6:37) // Read Day 3 text
	129		129	
		Watch Lesson 64 video (9:00) // Read Lesson 64 text Complete Lesson 64 activity – Draft Body Paragraphs		Watch Day 4 video (4:52) // Read Day 4 text
	130		130	
		Watch Lesson 65 video (5:26) // Read Lesson 65 text Complete Lesson 65 activities – Organize and Draft Closing Paragraph		No assignment

* only complete as necessary

(A) located in Resource Book

◆ locate material online or in library

□ may need to prepare/introduce in advance



can be submitted to the EIW Scoring Service

Week 27	131	131		
		Watch Lesson 66 video (7:26) // Read Lesson 66 text Complete Lesson 66 activity – Revise Word Choice		“Mother to Son” Read Day 1 text Meet the Author Making Life’s Connections
	132	132		
		Watch Lesson 67 video (6:07) // Read Lesson 67 text Complete Lesson 67 activity – Revise Sentence Structure		Watch Day 2 video (5:00) // Read Day 2 text Access the Backdrop Analyzing Figurative Language: Metaphor Elements of Poetry: Dialect ♦ Read “Mother to Son” – <i>Optional: Read poem aloud to student or allow them access to an audio recording.</i> Complete Connecting with the Poet (choose 3) – <i>Use these questions to facilitate discussion about the poem.</i>
	133	133		
		Watch Lesson 68 video (1:21) // Read Lesson 68 text Complete Lesson 68 activity – Final Draft		Watch Day 3 video (1:47) // Read Day 3 text Complete Elements of Poetry: Dialect – <i>Optional.</i>
134	134			
	* Complete Assessment 20 (A)		Read Day 4 text Complete <u>one</u> of the following: Writing Poetry Speaking and Listening	
135	135			
	Persuasive Essay Watch Lesson 69 video (4:11) // Read Lesson 69 text		No assignment.	
Week 28	136	136		
		Watch Lesson 70 video (11:28) // Read Lesson 70 text Complete Lesson 70 activities – Brainstorm and Organize		“I Am in Need of Music” Read Day 1 text Meet the Author Making Life’s Connections
	137	137		
	Watch Lesson 71 video (8:57) // Read Lesson 71 text ↓↓		Watch Day 2 video (6:52) // Read Day 2 text ↓↓	

* only complete as necessary

(A) located in Resource Book

♦ locate material online or in library

□ may need to prepare/introduce in advance



can be submitted to the EIW Scoring Service

Essentials in Literature Alternative Instructional Strategies

	Complete Lesson 71 activities – Organize and Draft Body Paragraph #1		Access the Backdrop Analyzing Figurative Language: Personification Elements of Poetry: Alliteration ♦ <i>Read “I Am in Need of Music” – Optional: Read poem aloud to student or allow them access to an audio recording.</i> Complete Analyzing Figurative Language: Personification and Simile Complete Connecting with the Poet (choose 3) – <i>Use these questions to facilitate discussions about the poem.</i>
138		138	
	Watch Lesson 72 video (9:50) // Read Lesson 72 text Complete Lesson 72 activities – Organize and Draft Body Paragraph #2		Watch Day 3 video (2:05) // Read Day 3 text Complete Elements of Poetry: Alliteration
139		139	
	Watch Lesson 73 video (7:02) // Read Lesson 73 text Complete Lesson 73 activities – Organize and Draft Body Paragraph #3		Read Day 4 text Complete <u>one</u> of the following: Writing Poetry Speaking and Listening
140		140	
	Watch Lesson 74 video (5:37) // Read Lesson 74 text Complete Lesson 74 activities – Organize and Draft Opening Paragraph		Watch Day 5 video (1:27) // Read Day 5 text ♦ <i>Read “Stopping by Woods on a Snowy Evening” – Optional: Read poem aloud to student or allow them access to an audio recording.</i>
Week 29	141	141	One-Week Break
	142	142	
	143	143	
	Watch Lesson 75 video (7:40) // Read Lesson 75 text Complete Lesson 75 activities – Organize and Draft Closing Paragraph		
	Watch Lesson 76 video (5:53) // Read Lesson 76 text Complete Lesson 76 activity – Revise Word Choice		
	Watch Lesson 77 video (6:42) // Read Lesson 77 text Complete Lesson 77 activity – Revise Sentence Structure		

* only complete as necessary


(A) located in Resource Book

♦ locate material online or in library

□ may need to prepare/introduce in advance



can be submitted to the EIW Scoring Service

	144		144	
		Watch Lesson 78 video (0:55) // Read Lesson 78 text Complete Lesson 78 activity – Final Draft		
	145		145	
		* Complete Assessment 21 (A)		
Week 30	146		146	
		Research Project Watch Lesson 79 video (3:03) // Read Lesson 79 text		“Sarah Cynthia Sylvia Stout Would Not Take the Garbage Out” Read Day 1 text Meet the Author Making Life’s Connections
	147		147	
		Watch Lesson 80 video (10:11) // Read Lesson 80 text Complete Lesson 80 activity – Brainstorm		Watch Day 2 video (3:16) // Read Day 2 text Access the Backdrop Analyzing Figurative Language: Hyperbole Elements of Poetry: Rhythm ♦ Read “Sarah Cynthia Sylvia Stout...” – <i>Optional: Read poem aloud to student or allow them access to an audio recording.</i> Complete Analyzing Figurative Language: Hyperbole Complete Connecting with the Poet (choose 3) – <i>Use these questions to facilitate a discussion about the poem.</i>
	148		148	
		Watch Lesson 81 video (5:13) // Read Lesson 81 text Complete Lesson 81 activity – Research Questions		Watch Day 3 video (1:13) // Read Day 3 text
	149		149	
		Watch Lesson 82 video (6:59) // Read Lesson 82 text		Read Day 4 text Complete <u>one</u> of the following: Writing Poetry Speaking and Listening
150		150		
	Watch Lesson 83 video (6:40) // Read Lesson 83 text		No assignment.	

* only complete as necessary

(A) located in Resource Book

♦ locate material online or in library

□ may need to prepare/introduce in advance



can be submitted to the EIW Scoring Service

Week 31	151	151	<p>Watch Lesson 84 video (7:21) // Read Lesson 84 text</p> <p><i>“I’m Nobody! Who Are You?”</i> Read Day 1 text Meet the Author Making Life’s Connections</p>
	152	152	<p>Watch Lesson 85 video (5:43) // Read Lesson 85 text Start Lesson 85 activity – Research</p> <p>Watch Day 2 video (2:48) // Read Day 2 text Access the Backdrop Analyzing Figurative Language: Simile Elements of Poetry: Voice ♦ Read “I’m Nobody! Who Are You?” – Optional: Read poem aloud to student or allow them access to an audio recording. Complete Connecting with the Poet (choose 3) – Use these questions to facilitate discussion about the poem.</p>
	153	153	<p>Continue Lesson 85 activity – Research</p> <p>Watch Day 3 video (1:57) // Read Day 3 text</p>
	154	154	<p>Continue Lesson 85 activity – Research</p> <p>Read Day 4 text Complete <u>one</u> of the following: Writing Poetry Speaking and Listening – Choose up to 3 poems to read aloud.</p>
	155	155	<p>Finish Lesson 85 activity – Research</p> <p>Watch Day 5 video (1:46) // Read Day 5 text ♦ Read “Sonnet 18” – Optional: Read poem aloud to student or allow them access to an audio recording.</p>
	Week 32	156	156

* only complete as necessary

(A) located in Resource Book

♦ locate material online or in library

□ may need to prepare/introduce in advance



can be submitted to the EIW Scoring Service

Essentials in Literature Alternative Instructional Strategies

			Making Life’s Connections
	157	157	
	Watch Lesson 87 video (10:46) // Read Lesson 87 text Start Lesson 87 activity – Draft Body Paragraphs		Watch Day 2 video (3:33) // Read Day 2 text Access the Backdrop Analyzing Figurative Language: Imagery Elements of Poetry: Rhythm ♦ <i>Read “The Lady of Shalott” – Optional: Read poem aloud to student or allow them access to an audio recording.</i> Complete Analyzing Figurative Language: Imagery Complete Connecting with the Poet (choose 3) – <i>Use these questions to facilitate a discussion about the poem.</i>
	158	158	
	* Rewatch Lesson 87 video (10:46) // Reread Lesson 87 text Continue Lesson 87 activity – Draft Body Paragraphs		Watch Day 3 video (1:45) // Read Day 3 text Complete Elements of Poetry: Rhythm
	159	159	
	Watch Lesson 88 video (6:26) // Read Lesson 88 text Complete Lesson 88 activities – Organize and Draft Opening Paragraph		Read Day 4 text Complete <u>one</u> of the following: Writing Poetry Speaking and Listening
	160	160	
	Watch Lesson 89 video (7:34) // Read Lesson 89 text Complete Lesson 89 activities – Organize and Draft Closing Paragraph		No assignment
Week 33	161	161	
	Watch Lesson 90 video (3:17) // Read Lesson 90 text Start Lesson 90 activity – Revise Word Choice		Study for Poetry Summative Assessment
	162	162	
	* Rewatch Lesson 90 video (3:17) // Reread Lesson 90 text Finish Lesson 90 activity – Revise Word Choice		Study for Poetry Summative Assessment
	163	163	
	Watch Lesson 91 video (5:40) // Read Lesson 91 text Start Lesson 91 activity – Revise Sentence Structure		Complete Poetry Summative Assessment ♦ <i>Read “Barter”</i> ↓↓

* only complete as necessary

(A) located in Resource Book


♦ locate material online or in library

□ may need to prepare/introduce in advance



can be submitted to the EIW Scoring Service

Essentials in Literature Alternative Instructional Strategies

			<p>◆ Read “The Tongue”</p> <p>◆ Read “A Dream Within a Dream”</p> <p><i>Student may use their notes and the text as resources during the assessment.</i></p> <p>ADJUSTMENTS:</p> <p><i>Skip sections for “Barter,” “The Tongue,” and “A Dream Within a Dream,” OR use them as additional practice.</i></p>
164		164	
	* Rewatch Lesson 91 video (5:40) // Reread Lesson 91 text Finish Lesson 91 activity – Revise Sentence Structure		No assignment OR Continue Poetry Summative Assessment
165		165	
	□ Watch Lesson 92 video (2:00) // Read Lesson 92 text Start Lesson 92 activities – Final Draft (Presentation Board or Written Report)		No assignment OR Finish Poetry Summative Assessment
Week 34	166	166	
		* Rewatch Lesson 92 video (2:00) // Reread Lesson 92 text Finish Lesson 92 activities – Final Draft (Presentation Board or Written Report)	No assignment
	167	167	
		Watch Lesson 93 video (7:32) // Read Lesson 93 text Complete Lesson 93 activity – Bibliography	No assignment
	168	168	
		* <i>Start Unit Two Comprehensive Assessment (A)</i>	No assignment
	169	169	
		* <i>Finish Unit Two Comprehensive Assessment (A)</i>	No assignment
	170	170	
	Watch Lesson 94 video (0:40) // Read Lesson 94 text Complete Lesson 94 activity – Comparing Compositions Watch End of Year Video (1:54)	No assignment	

* only complete as necessary

(A) located in Resource Book

◆ locate material online or in library

□ may need to prepare/introduce in advance



can be submitted to the EIW Scoring Service