

AIS Optional 34-Week Essentials in Literature Plan Level 11
A Pacing Guide to cover all concepts while accommodating special learning needs.

IMPORTANT: Prior to beginning, [watch the preliminary videos](#) about how to use the curriculum as well as [read all the Curriculum Information](#) in the Teacher Handbook.

General notes about using the Essentials in Literature Alternative Instructional Strategies:

- If an activity/section is not listed on the plan, students are expected to skip that activity/section.
- It is suggested that the student create a Reader’s Notebook in which they will record notes that will serve as a study guide and aid to help them complete assignments and assessments. (Suggested items for Reader’s Notebook include the following: definitions of literature terms, vocabulary words, charts, examples of figurative language, etc.)
- Stories and any necessary text may be read aloud to the student.
- Use notes/text to complete activities.
- Adjust grading to reflect individual student goals.
- Any suggested written responses may be completed through discussion.
- It is not necessary to complete every activity listed in this plan. The teacher may determine which selections may be omitted.

Symbol Key is located on the footer of each page.

Essentials in Writing – With no Accommodations		Essentials in Literature Alternative Instructional Strategies	
Week 1	1		1
		<p>SECTION 1: SENTENCES</p> <p>Watch Lesson 1 video (length: 7:24) // Read Lesson 1 text</p> <p>Complete Assignment 1A</p>	<p>Watch Level 11 Introduction video (length: 2:14)</p> <p>FICTION UNIT</p> <p><i>Fiction Introduction</i></p> <p><i>If needed, read the sections aloud to the student.</i></p> <p><i>Help the student identify material to include in the Reader’s Notebook (i.e. definitions of bold-print words, diagram of the stages of plot, etc.)</i></p> <p>Watch Day 1 video (4:50) // Read Day 1 text</p>
	2		2
		<p>* Rewatch Lesson 1 video (7:24) // Reread Lesson 1 text</p> <p>Complete Assignment 1B</p>	<p>Watch Day 2 video (6:41) // Read Day 2 text</p>
	3		3
	<p>Watch Lesson 2 video (9:06) // Read Lesson 2 text</p> <p>Complete Assignment 2A</p>	<p>Watch Day 3 video (5:59) // Read Day 3 text</p>	

* only complete as necessary (℞) located in Literature Resource Book ♦ locate material online or in library □ may need to prepare/introduce in advance 📎 can be submitted to the EIW Scoring Service



Essentials in Literature Alternative Instructional Strategies

	4		4	
		* Rewatch Lesson 2 video (9:06) // Reread Lesson 2 text Complete Assignment 2B		Watch Day 4 video (4:35) // Read Day 4 text
	5		5	
		Watch Lesson 3 video (8:20) // Read Lesson 3 text Complete Assignment 3A		Watch Day 5 video (3:44) // Read Day 5 text
Week 2	6		6	
		* Rewatch Lesson 3 video (8:20) // Reread Lesson 3 text Complete Assignment 3B		Watch Day 6 video (1:52) // Read Day 6 text
	7		7	
		Watch Lesson 4 video (9:21) // Read Lesson 4 text Complete Assignment 4		Watch Day 7 video (3:38) // Read Day 7 text
	8		8	
		Watch Lesson 5 video (6:21) // Read Lesson 5 text Complete Assignment 5		Watch Day 8 video (7:19) // Read Day 8 text
	9		9	
		Watch Lesson 6 video (5:45) // Read Lesson 6 text Complete Assignment 6A		<i>“American History”</i> Read Day 1 text Introduction Meet the Author
	10		10	
		* Rewatch Lesson 6 video (5:45) // Reread Lesson 6 text Complete Assignment 6B		Watch Day 2 video (7:24) // Read Day 2 text Analyzing Literature: Character * Complete Reading Focus: Making Connections * Complete Vocabulary ♦ Read <i>“American History”</i>
Week 3	11		11	
		Watch Lesson 7 video (8:14) // Read Lesson 7 text Complete Assignment 7		Read Day 3 text (page 1) Complete Check Comprehension Complete Main Idea – <i>Complete only A.</i> Complete Think Critically – <i>May be completed through discussion.</i>


* only complete as necessary (℞) located in Literature Resource Book ♦ locate material online or in library □ may need to prepare/introduce in advance 📎 can be submitted to the EIW Scoring Service


	12		12	
		Watch Lesson 8 video (6:34) // Read Lesson 8 text Complete Assignment 8A		Watch Day 3 video (4:34) // Read Day 3 text (page 2) Complete Analyzing Literature: Character (℞) – <i>In the “Motivations” section of the chart, student may explain the motives of only the actions provided on the worksheet.</i>
	13		13	
		* Rewatch Lesson 8 video (6:34) // Reread Lesson 8 text Complete Assignment 8B		Watch Day 4 video (4:09) // Read Day 4 text Complete Analyzing Literature - <i>Complete only #1.</i> * Complete Connection Reflection (choose 1) – <i>Optional.</i> * Complete Writing Connection OR 1 Extended Activity (Day 5) – <i>Optional.</i>
	14		14	
	* Repeat Assignments 2B, 3B, and 4		Watch Day 5 video (4:34) // Read Day 5 text * Complete Nonfiction Connection: History– <i>Optional.</i> ♦ Read “ <i>What the Assassination of President Kennedy Meant to Americans in 1963</i> ” * □ Complete 1 Extended Activity OR Writing Connection (Day 4) – <i>Optional.</i>	
15		15		
	* Repeat Assignments 5, 6B, and 8B		Complete “American History” Independent Practice (℞) <i>ADJUSTMENTS:</i> <i>Multiple Choice – Allow students to use notes/text to assist in answering.</i> <i>Constructed Responses – Complete only #1.</i>	
Week 4	16		16	
		SECTION 2: PARAGRAPHS Watch Lesson 1 video (10:18) // Read Lesson 1 text Complete Assignment 1A		“Shooting an Elephant” <i>NOTE: If you choose to skip a story in order to shorten the fiction unit, skip “Shooting and Elephant.” Still, the student should read the first Analyzing Literature section to familiarize themselves with the story element of Conflict.</i> Read Day 1 text Introduction Meet the Author

Essentials in Literature Alternative Instructional Strategies


Week 5	17	17	17
		* Rewatch Lesson 1 video (10:18) // Reread Lesson 1 text Complete Assignment 1B	Watch Day 2 video (4:53) // Read Day 2 text Analyzing Literature: Conflict * Complete Reading Focus: Monitor * Complete Vocabulary – <i>Student may skip the etymology portion of this assignment.</i> ♦ Read “Shooting an Elephant”
	18	18	18
		Watch Lesson 2 video (9:48) // Read Lesson 2 text Complete Assignment 2	Read Day 3 text (page 1) Complete Check Comprehension * Complete Main Idea – <i>Optional. If completed, complete only A or B.</i> * Complete Think Critically – <i>Optional.</i>
	19	19	19
		Watch Lesson 3 video (12:22) // Read Lesson 3 text Complete Assignment 3A	Watch Day 3 video (2:52) // Read Day 3 text (page 2) Complete Analyzing Literature: Conflict (℞) – <i>Student may limit this to identifying one internal conflict and one external conflict.</i> Complete Dive Deeper – <i>Choose one.</i>
20	20	20	
	* Rewatch Lesson 3 video (12:22) // Reread Lesson 3 text Complete Assignment 3B	Watch Day 4 video (3:01) // Read Day 4 text Complete Connection Reflection (choose 1) – <i>May be completed through discussion.</i>	
21	21	21	
	Watch Lesson 4 video (7:26) // Read Lesson 4 text Complete Assignment 4	Read Day 5 text	
22	22	22	
	Watch Lesson 5 video (8:18) // Read Lesson 5 text Complete Assignment 5A	Complete “Shooting an Elephant” Independent Practice (℞) ADJUSTMENTS: <i>Multiple Choice – Allow students to use notes/text to assist in answering.</i> <i>Constructed Responses – SKIP.</i>	


Essentials in Literature Alternative Instructional Strategies

	23	23	23	
		* Rewatch Lesson 5 video (8:18) // Reread Lesson 5 text Complete Assignment 5B		“The Alligator War” Read Day 1 text Introduction Meet the Author
	24	24	24	
		* Repeat Assignment 3B – Plan (using a different prompt)	Watch Day 2 video (2:48) // Read Day 2 text Analyzing Literature: Theme * Complete Reading Focus: Compare and Contrast * Complete Vocabulary – <i>Student may skip the sentence portion of the activity.</i> ♦ Read “The Alligator War”	
	25	25	25	
		* Repeat Assignment 3B – Draft	Read Day 3 text (page 1) Complete Check Comprehension – <i>May be completed through discussion.</i> Complete Main Idea – <i>Complete only A.</i> Complete Think Critically – <i>Student should read this section but skip the activity.</i>	
Week 6	26	26	26	
		Watch Lesson 6 video (5:42) // Read Lesson 6 text Complete Assignment 6	Watch Day 3 video (3:06) // Read Day 3 text (page 2) Complete Analyzing Literature: Theme (℞) – <i>Student may limit their list to two themes and may skip the second part of the activity.</i> Complete Dive Deeper – <i>Complete only #1.</i>	
	27	27	27	
		Watch Lesson 7 video (8:27) // Read Lesson 7 text Complete Assignment 7A	Watch Day 4 video (2:53) // Read Day 4 text Complete Analyzing Literature – <i>Complete only #1.</i> Complete Connection Reflection – <i>Complete only #3.</i>	
	28	28	28	
		* Rewatch Lesson 7 video (8:27) // Reread Lesson 7 text Complete Assignment 7B	Read Day 5 text * Complete Nonfiction Connection: Zoology – <i>Optional.</i> ♦ Watch “National Geographic – Crocodiles and Alligators” ↓↓	


* only complete as necessary (℞) located in Literature Resource Book ♦ locate material online or in library □ may need to prepare/introduce in advance  can be submitted to the EIW Scoring Service

Essentials in Literature Alternative Instructional Strategies

				* <input type="checkbox"/> Complete 1 Extended Activity – <i>Optional</i> .
	29		29	
		* Repeat Assignment 5B – Plan (using a different prompt)		Complete “The Alligator War” Independent Practice (℞) <i>ADJUSTMENTS:</i> <i>Multiple Choice – Allow students to use notes/text to assist in answering.</i> <i>Constructed Responses – SKIP or complete only #1.</i>
	30		30	
	* Repeat Assignment 5B – Draft			<p>“The Masque of the Red Death”</p> <p><i>NOTE: Students may find this selection difficult to read and comprehend. Consider allowing the student to listen to a recording, or read it aloud to the student. Student should at least read the first Analyzing Literature section to familiarize themselves with the elements of symbolism and allegory.</i></p> <p>Read Day 1 text Introduction Meet the Author</p>
Week 7	31		31	
		Watch Lesson 8 video (6:06) // Read Lesson 8 text Complete Assignment 8		Watch Day 2 video (3:43) // Read Day 2 text Analyzing Literature: Symbolism and Allegory * Complete Reading Focus: Visualization * Complete Vocabulary ◆ Read “The Masque of the Red Death”
	32		32	
		Watch Lesson 9 video (4:54) // Read Lesson 9 text Complete Assignment 9A		Read Day 3 text (page 1) Complete Check Comprehension Complete Think Critically – <i>Read the section but skip the activity.</i>
	33		33	
	* Rewatch Lesson 9 video (4:54) // Reread Lesson 9 text Complete Assignment 9B 			Watch Day 3 video (4:09) // Read Day 3 text (page 2) Complete Analyzing Literature: Symbolism and Allegory (℞) – <i>Complete the symbolism identification activity, but skip the elements of allegory and writing activities.</i> Complete Dive Deeper – <i>SKIP or complete only #3.</i>

* only complete as necessary (℞) located in Literature Resource Book ◆ locate material online or in library may need to prepare/introduce in advance  can be submitted to the EIW Scoring Service

Essentials in Literature Alternative Instructional Strategies

	34		34	
		* Repeat Assignment 7B – Plan (using a different prompt)		Watch Day 4 video (2:39) // Read Day 4 text Complete Analyzing Literature – <i>Complete only #1.</i>
	35		35	
		* Repeat Assignment 7B – Draft		Read Day 5 text
Week 8	36		36	
		Watch Lesson 10 video (7:37) // Read Lesson 10 text Complete Assignment 10		Complete “The Masque of the Red Death” Independent Practice (℞) <i>ADJUSTMENTS:</i> <i>The independent practice for this selection is optional. If student is to complete it, make no changes to the multiple choice section, and SKIP the constructed response.</i>
	37		37	
		Watch Lesson 11 video (6:04) // Read Lesson 11 text Complete Assignment 11A		“The Odyssey Book IX” Read Day 1 text Introduction Meet the Author
	38		38	
		* Rewatch Lesson 11 video (6:04) // Reread Lesson 11 text Complete Assignment 11B 		Watch Day 2 video (2:46) // Read Day 2 text Analyzing Literature: Irony * Complete Reading Focus: Cause and Effect * Complete Vocabulary ◆ Read “The Odyssey Book IX”
	39		39	
		* Repeat Assignment 9B – Plan (using a different prompt)		Read Day 3 text (page 1) Complete Check Comprehension Complete Main Idea – <i>Complete only B.</i> Complete Think Critically – <i>Read the section but skip the activity.</i>
40		40		
	* Repeat Assignment 9B – Draft		Watch Day 3 video (5:03) // Read Day 3 text (page 2) * Complete Analyzing Literature: Irony (℞) – <i>Optional.</i> Complete Dive Deeper – <i>Complete only #1 and #3.</i>	

Week 9	41	One-Week Break	41	Watch Day 4 video (2:53) // Read Day 4 text Complete Analyzing Literature – <i>Complete only #1.</i>
	42		42	Read Day 5 text * Complete Nonfiction Connection: Interview – <i>Optional.</i> ♦ Read “NPR: Psychiatrist Who Counsels Vets Wins Genius Grant” ♦ Listen to “Hear Jonathan Shay talk about a scene in the Odyssey and how it relates to soldiers back from Iraq today” * □ Complete 1 Extended Activity – <i>Optional.</i>
	43		43	Complete “The Odyssey Book IX” Independent Practice (℞) <i>ADJUSTMENTS:</i> <i>The independent practice for this selection is optional. If student is to complete it, make no changes to the multiple choice section, and SKIP the constructed response.</i>
	44		44	“ <i>The Lottery</i> ” Read Day 1 text Introduction Meet the Author
	45		45	Watch Day 2 video (3:01) // Read Day 2 text Analyzing Literature: Mood and Tone * Complete Reading Focus: Making Predictions * Complete Vocabulary – <i>Student may use dictionary definitions only.</i> ♦ Read “ <i>The Lottery</i> ”
	46		46	Read Day 3 text (page 1) Complete Check Comprehension – <i>May be completion through discussion.</i>
Week 10	* Repeat Assignment 3B – Plan (using a different prompt)			↓ ↓

* only complete as necessary (℞) located in Literature Resource Book ♦ locate material online or in library □ may need to prepare/introduce in advance 📎 can be submitted to the EIW Scoring Service

Essentials in Literature Alternative Instructional Strategies


			Complete Main Idea – <i>May be completed through discussion.</i> Complete Think Critically – <i>Read the section, but the activity is optional.</i>
	47	47	
	* Repeat Assignment 3B – Draft		Watch Day 3 video (4:17) // Read Day 3 text (page 2) Complete Analyzing Literature: Mood and Tone (℞) – <i>Student may need assistance in choosing excerpts from the story.</i> Complete Dive Deeper – <i>Complete only #2.</i>
	48	48	
	* Repeat Assignment 5B – Plan (using a different prompt)		Watch Day 4 video (2:04) // Read Day 4 text Complete Connection Reflection (choose 1) – <i>May be completed through discussion.</i> * Complete Writing Connection OR 1 Extended Activity (Day 5) – <i>Optional.</i>
	49	49	
	* Repeat Assignment 5B – Draft		Read Day 5 text” * <input type="checkbox"/> Complete 1 Extended Activity OR Writing Connection (Day 4) – <i>Optional.</i>
	50	50	
	* Repeat Assignment 7B – Plan (using a different prompt)		Complete “The Lottery” Independent Practice (℞) <i>ADJUSTMENTS:</i> <i>Multiple Choice – Allow students to use notes/text to assist in answering.</i> <i>Constructed Responses – SKIP or complete only #1.</i>
	51	51	
Week 11	* Repeat Assignment 7B – Draft		“Lather and Nothing Else” / “Hills Like White Elephants” NOTE: <i>If you choose to skip a story in order to shorten the fiction unit, skip “Lather and Nothing Else”/“Hills Like White Elephants.” Still, the student should read the first Analyzing Literature section to familiarize themselves with the story element of Point of View.</i> Read Day 1 text Introduction Meet the Authors


Essentials in Literature Alternative Instructional Strategies

	52	52	
		* Repeat Assignment 9B – Plan (using a different prompt)	Watch Day 2 video (2:42) // Read Day 2 text Analyzing Literature: Point of View * Complete Reading Focus: Compare and Contrast * Complete Vocabulary – <i>Student may choose to look up definitions prior to reading the selections.</i> ◆ Read “Lather and Nothing Else” ◆ Read “Hills Like White Elephants”
	53	53	
		* Repeat Assignment 9B – Draft	Read Day 3 text (page 1) Complete Check Comprehension Complete Main Idea – <i>May be completed through discussion.</i> * Complete Think Critically – <i>Optional.</i>
	54	54	
	* Repeat Assignment 11B – Plan (using a different prompt)	Watch Day 3 video (2:57) // Read Day 3 text (page 2) Complete Dive Deeper – <i>Complete only #2.</i>	
	55	55	
	* Repeat Assignment 11B – Draft	Watch Day 4 video (1:46) // Read Day 4 text Complete Analyzing Literature – <i>Complete only #1.</i> Complete Connection Reflection – <i>Complete only #4.</i>	
Week 12	56	56	
			Read Day 5 text * Complete Nonfiction Connection: Biography – <i>Optional.</i> ◆ Read “Ernest Hemingway: Biography”
	57	57	
	One-Week Break		Complete “Lather and Nothing Else” / “Hills Like White Elephants” Independent Practice (℞) <i>ADJUSTMENTS:</i> <i>Multiple Choice – Allow students to use notes/text to assist in answering.</i> <i>Constructed Responses – SKIP.</i>


	58		58	
				Study for Fiction Summative Assessment
	59		59	
				Complete Fiction Summative Assessment (℞) (♦ Read “ <i>The Veldt</i> ”) ADJUSTMENTS: “ <i>The Veldt</i> ” – Student may skip this section of the assessment. Constructed Responses – Skip.
	60		60	
				No assignment
Week 13	61		61	One-Week Break
		SECTION 3: ESSAYS Watch Lesson 1 video (6:48) // Read Lesson 1 text		
	62		62	
		Watch Lesson 2 video (4:11) // Read Lesson 2 text		
	63		63	
		Expository Essay Watch Lesson 1 video (6:09) // Read Lesson 1 text Complete Assignment 1 – Organizing Thoughts		
	64		64	
		Watch Lesson 2 video (10:36) // Read Lesson 2 text Complete Assignment 2 – Organizing Essay Paragraphs		
65		65		
	Watch Lesson 3 video (5:53) // Read Lesson 3 text Complete Assignment 3 – Drafting Opening Paragraph			
Week 14	66		66	DRAMA UNIT Drama Introduction <i>If needed, read the sections aloud to the student.</i> <i>Help the student identify material to include in the Reader’s Notebook (i.e. definitions of bold-print words, elements of drama vocabulary, etc.)</i> Watch Day 1 video (4:34) // Read Day 1 text
		Watch Lesson 4 video (6:21) // Read Lesson 4 text Complete Assignment 4 – Drafting Body Paragraphs		


Essentials in Literature Alternative Instructional Strategies

	67		67	
		No assignment OR Continue Assignment 4		Watch Day 2 video (3:08) // Read Day 2 text
	68		68	
		Watch Lesson 5 video (7:36) // Read Lesson 5 text Complete Assignment 5 – Drafting Closing Paragraph		Watch Day 3 video (6:47) // Read Day 3 text
	69		69	
		Watch Lesson 6 video (11:41) // Read Lesson 6 text Complete Assignment 6 – Revise		Watch Day 4 video (4:54) // Read Day 4 text
	70		70	
	 Watch Lesson 7 video (0:47) // Read Lesson 7 text Complete Assignment 7A – Edit and Publish		Watch Day 5 video (5:22) // Read Day 5 text	
Week 15	71		71	
		Persuasive Essay Watch Lesson 1 video (6:36) // Read Lesson 1 text Complete Assignment 1 – Organizing Thoughts		Watch Day 6 video (5:00) // Read Day 6 text
	72		72	
		Watch Lesson 2 video (9:28) // Read Lesson 2 text Complete Assignment 2 – Organizing Essay Paragraphs		<i>GENERAL NOTES ABOUT DRAMA UNIT:</i> - When possible, have multiple individuals participate in an oral reading of each play. It is okay for people to read for multiple parts. Consider having one person read the narration, scene descriptions, and stage directions. - Consider having student watch a production of Our Town prior to reading the play to provide a frame of reference and help the student visualize the actions of the characters and how dialogue is presented. “Our Town” Read Day 1 text Introduction Meet the Author
	73		73	
		Watch Lesson 3 video (5:23) // Read Lesson 3 text Complete Assignment 3 – Drafting Opening Paragraph		Read Day 2 text Access the Backdrop
	74		74	
	Watch Lesson 4 video (4:12) // Read Lesson 4 text Complete Assignment 4 – Drafting Body Paragraphs		Act One Read Day 3 text ↓↓	

* only complete as necessary (℞) located in Literature Resource Book ♦ locate material online or in library □ may need to prepare/introduce in advance  can be submitted to the EIW Scoring Service

Essentials in Literature Alternative Instructional Strategies


				Introduction Analyzing Literature: Setting * Complete Drama Focus: Delivery of Dialogue ♦ <i>Read Act One</i>
	75		75	
		No assignment OR Continue Assignment 4		Read Day 4 text (page 1) Complete Check Comprehension – <i>May be completed through discussion.</i> * Complete In the Audience – <i>Optional.</i> Complete Think Critically – <i>Read the section but skip the writing activity.</i>
	76		76	
Week 16		Watch Lesson 5 video (5:29) // Read Lesson 5 text Complete Assignment 5 – Drafting Closing Paragraph		Watch Day 4 video (3:34) // Read Day 4 text (page 2) Complete Analyzing Literature: Setting (℞) – <i>Complete Part 1 of the activity. Part 2 is optional.</i> Complete Dive Deeper – <i>Complete only #1 or #2. May be completed through discussion.</i>
		77		77
		Watch Lesson 6 video (8:04) // Read Lesson 6 text Complete Assignment 6 – Revise		Watch Day 5 (2:12) // Read Day 5 text Complete Analyzing Literature: Foreshadowing – <i>Complete only #2.</i> Complete Connection Reflection – <i>May be completed through discussion.</i>
		78		78
		 Watch Lesson 7 video (0:46) // Read Lesson 7 text Complete Assignment 7A – Edit and Publish		Read Day 6 text Complete Theatrical Connection: Costuming – <i>Read the section, but the activity is optional.</i>
	79		79	
		No assignment		<i>Act Two</i> Read Day 7 text Introduction Analyzing Literature: Characters * Complete Drama Focus: Making Inferences ↓↓


* only complete as necessary (℞) located in Literature Resource Book ♦ locate material online or in library □ may need to prepare/introduce in advance  can be submitted to the EIW Scoring Service

				◆ <i>Read Act Two</i>
	80		80	
		No assignment		Read Day 8 text (page 1) Complete Check Comprehension – <i>May be completed through discussion.</i> Complete In the Audience – <i>May be completed through discussion.</i> Complete Think Critically – <i>May be completed through discussion.</i>
Week 17	81	One-Week Break	81	
			81	Watch Day 8 video (4:47) // Read Day 8 text (page 2) Complete Analyzing Literature: Characters (℞) – <i>Teacher may limit the number of characters the student analyzes.</i> Complete Dive Deeper – <i>Complete only #2.</i>
	82		82	
			82	Watch Day 9 video (1:54) // Read Day 9 text Complete Analyzing Literature: Mood – <i>May be completed through discussion.</i> Complete Connection Reflection – <i>Complete only #3.</i>
	83		83	
			83	Read Day 10 text Complete Theatrical Connection: Casting – <i>Read the section, but the activity is optional.</i>
	84		84	
	84	Act Three Read Day 11 text Introduction Analyzing Literature: Plot * Complete Analyzing Literature: Symbolism ◆ <i>Read Act Three</i>		
85	85			
	85		Read Day 12 text (page 1) Complete Check Comprehension – <i>Complete only #1 and #3</i> ↓↓	

* only complete as necessary (℞) located in Literature Resource Book ◆ locate material online or in library □ may need to prepare/introduce in advance 📎 can be submitted to the EIW Scoring Service

Essentials in Literature Alternative Instructional Strategies

				Complete In the Audience – <i>Read the section, but the activity is optional.</i> * Complete Think Critically – <i>Optional.</i>
Week 18	86		86	
		Process Analysis Essay Watch Lesson 1 video (7:31) // Read Lesson 1 text Complete Assignment 1 – Organizing Thoughts		Watch Day 12 video (3:42) // Read Day 12 text (page 2) Complete Analyzing Literature: Plot (℞) – <i>Complete Part 1, but SKIP Part 2.</i> Complete Dive Deeper – <i>Complete only #2.</i>
	87		87	
		Watch Lesson 2 video (7:17) // Read Lesson 2 text Complete Assignment 2 – Organizing Essay Paragraphs		Watch Day 13 video (2:08) // Read Day 13 text * Complete Connection Reflection - <i>Optional</i>
	88		88	
		Watch Lesson 3 video (6:08) // Read Lesson 3 text Complete Assignment 3 – Drafting Opening Paragraph		Read Day 14 text * Complete Writing Connection – <i>Optional.</i> OR * <input type="checkbox"/> Complete one (1) Extended Activity – <i>Optional.</i>
	89		89	
		Watch Lesson 4 video (9:12) // Read Lesson 4 text Complete Assignment 4 – Drafting Body Paragraphs		No assignment
90		90		
	No assignment OR Continue Assignment 4		No assignment	
Week 19	91		91	
		Watch Lesson 5 video (4:08) // Read Lesson 5 text Complete Assignment 5 – Drafting Closing Paragraph		Study for Drama Summative Assessment
	92		92	
		Watch Lesson 6 video (3:45) // Read Lesson 6 text Complete Assignment 6 – Revise		Start Drama Summative Assessment (℞) <i>ADJUSTMENTS:</i> <i>Completing the assessment is optional. If the assessment is completed, SKIP the constructed response.</i>
93		93		
	 Watch Lesson 7 video (0:50) // Read Lesson 7 text Complete Assignment 7A – Edit and Publish		Finish Drama Summative Assessment (℞)	

* only complete as necessary (℞) located in Literature Resource Book ♦ locate material online or in library □ may need to prepare/introduce in advance  can be submitted to the EIW Scoring Service

Essentials in Literature Alternative Instructional Strategies


	94		94	
		No assignment		No assignment
	95		95	
		No assignment		No assignment
Week 20	96		96	
		* Repeat Expository Essay Complete Assignment 7B		Begin Drama Culminating Activity <i>Culminating Activity is OPTIONAL.</i>
	97		97	
		Continue Assignment 7B		Continue Drama Culminating Activity
	98		98	
		Continue Assignment 7B		Continue Drama Culminating Activity
	99		99	
		Continue Assignment 7B		Continue Drama Culminating Activity
Week 21	101		101	
		One-Week Break		One-Week Break
	102		102	
	103		103	
	1		104	
105	105			
Week 22	106		106	
		Response to Literature Essay Watch Lesson 1 video (9:06) // Read Lesson 1 text Complete Assignment 1 – Organizing Thoughts		NOVEL UNIT <i>The Great Gatsby</i> <i>Consider watching a film version prior to reading the story in order to provide some background and frame of reference for the student.</i>


↓↓

* only complete as necessary (℞) located in Literature Resource Book ♦ locate material online or in library □ may need to prepare/introduce in advance 📎 can be submitted to the EIW Scoring Service

Essentials in Literature Alternative Instructional Strategies

			<p><i>Student may read the novel text or listen to an audio recording of the novel. Student can keep a Reader's Notebook for the novel in which they keep track of things like vocabulary, descriptions of characters, timelines, etc.</i></p> <p>Watch Day 1 video (5:30) // Read Day 1 text Introduction Meet the Author</p>
107		107	
	Watch Lesson 2 video (13:44) // Read Lesson 2 text Complete Assignment 2 – Organizing Essay Paragraphs		Read Day 2 text Access the Backdrop
108		108	
	Watch Lesson 3 video (3:51) // Read Lesson 3 text Complete Assignment 3 – Drafting Opening Paragraph		<p><i>Section One</i> Read Day 3 text Introduction Analyzing Literature: Setting * Complete Reading Focus: Making Connections – <i>Consider having the student write the study questions on post-it notes and placing them in the novel where they find the answer.</i> * Complete Vocabulary ♦ <i>Read Chapter 1</i></p>
109		109	
	Watch Lesson 4 video (3:29) // Read Lesson 4 text Complete Assignment 4 – Drafting Body Paragraphs		Watch Day 4 video (6:27) // Read Day 4 text Complete Check Comprehension Complete Analyzing Literature: Setting (℞) – <i>May be completed through discussion.</i>
110		110	
	No assignment OR Continue Assignment 4		Read Day 5 text Complete Dive Deeper – <i>Complete only #2.</i> Complete Think Critically – <i>Read the section, but skip the writing activity.</i> * Complete Discussion

Week 23	111	111
	Watch Lesson 5 video (3:23) // Read Lesson 5 text Complete Assignment 5 – Drafting Closing Paragraph	<p>Section Two Read Day 6 text Introduction Analyzing Literature: Symbolism * Complete Reading Focus: Compare and Contrast – <i>Consider having the student write the study questions on post-it notes and placing them in the novel where they find the answer.</i> * Complete Vocabulary – <i>Student may skip the sentence writing activity.</i> ♦ Read Chapters 2-3</p>
	112	112
	Watch Lesson 6 video (4:04) // Read Lesson 6 text Complete Assignment 6 – Revise	Watch Day 7 video (6:50) // Read Day 7 text Complete Check Comprehension Complete Analyzing Literature: Symbolism (℞) – <i>Student may need help identifying symbols.</i>
	113	113
 Watch Lesson 7 video (0:33) // Read Lesson 7 text Complete Assignment 7A – Edit and Publish	Read Day 8 text Complete Dive Deeper – <i>Complete only #1.</i> Complete Think Critically – <i>Read the section, but the writing activity is OPTIONAL.</i> * Complete Discussion	
114	114	
No assignment	<p>Section Three Read Day 9 text Introduction Analyzing Literature: Character Traits and Motives * Complete Reading Focus: Making Predictions – <i>Consider having the student write the study questions on post-it notes and placing them in the novel where they find the answer.</i> * Complete Vocabulary ♦ Read Chapters 4-5</p>	

* only complete as necessary (℞) located in Literature Resource Book ♦ locate material online or in library □ may need to prepare/introduce in advance  can be submitted to the EIW Scoring Service

Essentials in Literature Alternative Instructional Strategies

Week 24	115	115		
		No assignment		Watch Day 10 video (5:18) // Read Day 10 text Complete Check Comprehension Complete Analyzing Literature: Character Traits and Motives (℞) – <i>Student may identify fewer than five traits for each character. Student may choose which characters for which to identify motive.</i>
	116	116		
		* Repeat Persuasive Essay Complete Assignment 7B		Read Day 11 text Complete Dive Deeper – <i>May be completed through discussion.</i> Complete Think Critically – <i>May be completed through discussion.</i> * Complete Discussion
	117	117		
		Continue Assignment 7B		Section Four Read Day 12 text Introduction Analyzing Literature: Irony * Complete Reading Focus: Cause and Effect – <i>Consider having the student write the study questions on post-it notes and placing them in the novel where they find the answer.</i> * Complete Vocabulary – <i>Student may look up the definitions using a dictionary.</i> ♦ <i>Read Chapters 6-7</i>
118	118			
	Continue Assignment 7B		Watch Day 13 video (5:54) // Read Day 13 text Complete Check Comprehension Complete Analyzing Literature: Irony (℞) – <i>Read the section, but skip the activity.</i>	
119	119			
	Continue Assignment 7B		Read Day 14 text Complete Dive Deeper – <i>Complete only #1.</i> Complete Think Critically – <i>May be completed through discussion.</i> * Complete Discussion	

* only complete as necessary (℞) located in Literature Resource Book ♦ locate material online or in library □ may need to prepare/introduce in advance 📎 can be submitted to the EIW Scoring Service

	120		120	<p>Section Five Read Day 15 text Introduction Analyzing Literature: Conflict * Complete Reading Focus: Visualize – Consider having the student write the study questions on post-it notes and placing them in the novel where they find the answer. * Complete Vocabulary – Student may look up definitions using a dictionary. ♦ Read Chapter 8</p>
Week 25	121	One-Week Break	121	<p>Watch Day 16 video (1:27) // Read Day 16 text Complete Check Comprehension Complete Analyzing Literature: Conflict (℞) – Student may limit examples to two.</p>
	122		122	<p>Read Day 17 text Complete Dive Deeper – May be completed through discussion. Complete Think Critically – May be completed through discussion. * Complete Discussion</p>
	123		123	<p>Section Six Read Day 18 text Introduction Analyzing Literature: Point of View * Complete Reading Focus: Author’s Purpose – Consider having the student write the study questions on post-it notes and placing them in the novel where they find the answer. * Complete Vocabulary – Student may look up definitions using a dictionary. ♦ Read Chapter 9</p>

* only complete as necessary (℞) located in Literature Resource Book ♦ locate material online or in library □ may need to prepare/introduce in advance 📎 can be submitted to the EIW Scoring Service

Essentials in Literature Alternative Instructional Strategies

	124		124	
				Watch Day 19 video (3:26) // Read Day 19 text Complete Check Comprehension
	125		125	
				Read Day 20 text Complete Dive Deeper – <i>May be completed through discussion.</i> Complete Think Critically – <i>May be completed through discussion.</i> * Complete Discussion
Week 26	126		126	
		* Repeat Process Analysis Essay Complete Assignment 7B		Complete Novel Summative Assessment (℞) <i>ADJUSTMENTS:</i> - Allow student to use his/her notes and the text as resources for the assessment. - Constructed Response – <i>OPTIONAL. If this section is completed, complete only #2.</i>
	127		127	
		Continue Assignment 7B		Begin Novel Culminating Activity <i>ADJUSTMENTS:</i> - <i>Culminating Activity is OPTIONAL.</i> - <i>If the student is to complete the activity, they may select fewer than ten places to show on their map.</i>
	128		128	
		Continue Assignment 7B		Continue Novel Culminating Activity
	129		129	
		Continue Assignment 7B		Continue Novel Culminating Activity
130		130		
	Continue Assignment 7B		Finish Novel Culminating Activity	
Week 27	131		131	One-Week Break
		* Repeat Response to Literature Essay Complete Assignment 7B		
	132		132	
	Continue Assignment 7B			

* only complete as necessary (℞) located in Literature Resource Book ♦ locate material online or in library □ may need to prepare/introduce in advance 📎 can be submitted to the EIW Scoring Service

	133		133		
		Continue Assignment 7B			
	134		134		
		Continue Assignment 7B			
	135		135		
		Continue Assignment 7B			
Week 28	136	One-Week Break	136	<p align="center">POETRY UNIT</p> <p><i>Throughout the poetry section, the teacher may read the poems aloud to the student or the student may listen to recordings of the poems being read. Teacher may shorten the Poetry Unit by omitting one or more section/authors. If you choose to do so, consider having the student read the “Analyzing Figurative Language” and “Elements of Poetry” sections so they are exposed to that material and have that information in their notes for the Summative Assessment.</i></p> <p>Poetry Introduction</p> <p><i>If needed, read the sections aloud to the student. Help the student identify material to include in the Reader’s Notebook (i.e. common terms like elements of poetry, poetic forms, figurative language definitions, etc.</i></p> <p>Watch Day 1 video (3:17) // Read Day 1 text</p>	
	137		137	Watch Day 2 video (8:10) // Read Day 2 text	
	138		138	Watch Day 3 video (5:05) // Read Day 3 text	
	139		139	Watch Day 4 video (3:55) // Read Day 4 text	
	140		140	Watch Day 5 video (3:46) // Read Day 5 text	
					Watch Day 6 video (6:29) // Read Day 6 text
Week 29	141		141		
		<p>Research Paper</p> <p>Watch Lesson 1 video (7:29) // Read Lesson 1 text</p>			

Essentials in Literature Alternative Instructional Strategies

	142	142		
		Watch Lesson 2 video (5:27) // Read Lesson 2 text Complete Assignment 2 – Choose and Narrow Topic		Watch Day 7 video (4:38) // Read Day 7 text
	143	143		
		Watch Lesson 3 video (2:34) // Read Lesson 3 text Complete Assignment 3 – Research Questions		Watch Day 8 video (4:07) // Read Day 8 text
	144	144		
		Watch Lesson 4 video (5:20) // Read Lesson 4 text		“My Papa’s Waltz” / “Woman and Child” Read Day 1 text Introduction Meet the Authors
145	145			
	Watch Lesson 5 video (9:39) // Read Lesson 5 text		Watch Day 2 video (7:20) // Read Day 2 text ♦ Read “My Papa’s Waltz” and “Woman and Child” Complete Analyzing Figurative Language: Extended Metaphor and Simile (℞) – Complete Part 1, but student may skip the extended metaphor section. Complete Element of Poetry: Mood and Tone (℞)	
Week 30	146	146		
		Watch Lesson 6 video (3:14) // Read Lesson 6 text Start Assignment 6 – Research		Read Day 3 text Complete Main Idea – <i>May be completed through discussion.</i> Complete Think About It – <i>Complete only #1 and #2.</i> Complete Connection Reflection – <i>May be completed through discussion.</i>
	147	147		
		Continue Assignment 6 – Research		Read Day 4 text * □ Complete one (1) Breaking Boundaries – <i>Optional.</i>
148	148			
	Continue Assignment 6 – Research		“The Buried Life” / “Carrying Food Home in Winter” Read Day 1 text Introduction Meet the Authors	

* only complete as necessary (℞) located in Literature Resource Book ♦ locate material online or in library □ may need to prepare/introduce in advance 📎 can be submitted to the EIW Scoring Service

Essentials in Literature Alternative Instructional Strategies

	149	149	
	Continue Assignment 6 – Research	Watch Day 2 video (5:05) // Read Day 2 text ♦ Read “ <i>The Buried Life</i> ” and “ <i>Carrying Food Home in Winter</i> ” Complete Analyzing Figurative Language: Synecdoche and Metonymy (℞) – <i>Read the section, but skip the activity.</i> Complete Element of Poetry: Tone (℞) – <i>Student may limit their excerpts to one or two for each section.</i>	
	150	150	
	Complete Assignment 6 – Research	Read Day 3 text Complete Main Idea – <i>May be completed through discussion.</i> Complete Think About It (choose 3) – <i>May be completed through discussion.</i> Complete Connection Reflection – <i>May be completed through discussion.</i>	
Week 31	151	151	
	Watch Lesson 7 video (5:23) // Read Lesson 7 text Complete Assignment 7 – Thesis and Outline	Read Day 4 text * Complete <u>one</u> of the following: – <i>Optional.</i> Writing Connection OR <input type="checkbox"/> One (1) Breaking Boundaries	
	152	152	
	Watch Lesson 8 video (6:45) // Read Lesson 8 text Complete Assignment 8 – In-Text Citations	“ <i>When Lilacs Last in the Dooryard Bloom’d</i> ” Read Day 1 text Introduction Meet the Author	
	153	153	
	Watch Lesson 9 video (8:10) // Read Lesson 9 text Complete Assignment 9 – Draft Introduction	Watch Day 2 video (9:57) // Read Day 2 text ♦ Read “ <i>When Lilacs Last in the Dooryard Bloom’d</i> ” Complete Analyzing Figurative Language: Symbolism and Imagery (℞) – <i>Student may limit their symbolic images to just one.</i> Complete Element of Poetry: Diction (℞) – <i>Complete only the first chart.</i>	

	154	154	
	Watch Lesson 10 video (3:05) // Read Lesson 10 text Complete Assignment 10 – Organizing Body Paragraphs	Read Day 3 text Complete Main Idea Complete Think About It (choose 3) – <i>May be completed through discussion.</i>	
	155	155	
	No assignment	Read Day 4 text * Complete <u>one</u> of the following: – <i>Optional.</i> Writing Connection OR <input type="checkbox"/> One (1) Breaking Boundaries	
Week 32	156	156	
	Watch Lesson 11 video (6:47) // Read Lesson 11 text Complete Assignment 11 – Drafting Body Paragraphs	“Clock-Beat, Heart-Beat” / “Ah, Ah” Read Day 1 text Introduction Meet the Authors	
	157	157	
	Continue Assignment 11 – Drafting Body Paragraphs	Watch Day 2 video (5:05) // Read Day 2 text ♦ <i>Read “Clock-Beat, Heart-Beat” and “Ah, Ah”</i> Complete Analyzing Figurative Language: Personification (℞) – <i>Student may limit their examples to two.</i> Complete Element of Poetry: Theme and Voice (℞) – <i>Read the section, but skip the activity.</i>	
	158	158	
	Continue Assignment 11 – Drafting Body Paragraphs	Read Day 3 text Complete Think About It (choose 3) – <i>May be completed through discussion.</i>	
159	159		
Continue Assignment 11 – Drafting Body Paragraphs	Read Day 4 text * Complete <u>one</u> of the following: – <i>Optional.</i> Writing Connection OR ↓ ↓		


* only complete as necessary (℞) located in Literature Resource Book ♦ locate material online or in library □ may need to prepare/introduce in advance ⓘ can be submitted to the EIW Scoring Service

Essentials in Literature Alternative Instructional Strategies

				☐ One (1) Breaking Boundaries
	160		160	
		Watch Lesson 12 video (4:27) // Read Lesson 12 text Complete Assignment 12 – Draft Closing Paragraph		No assignment
Week 33	161		161	
		Watch Lesson 13 video (2:14) // Read Lesson 13 text Complete Assignment 13 – Revise		“Ozymandias” / “To an Athlete Dying Young” Read Day 1 text Introduction Meet the Authors
	162		162	
		Continue Assignment 13 – Revise		Watch Day 2 video (11:22) // Read Day 2 text ♦ Read “Ozymandias” and “To an Athlete Dying Young” * Complete Analyzing Figurative Language: Allusion (℞) – <i>Optional</i> . Complete Element of Poetry: Rhythm and Rhyme (℞) – <i>Optional</i> .
	163		163	
		Watch Lesson 14 video (1:12) // Read Lesson 14 text Complete Assignment 14 – Edit and Publish		Read Day 3 text Complete Main Idea – <i>May be completed through discussion</i> . Complete Think About It – <i>Complete only #4</i> . Complete Connection Reflection – <i>May be completed through discussion</i> .
	164		164	
		Continue Assignment 14 – Edit and Publish		Read Day 4 text * Complete <u>one</u> of the following: – <i>Optional</i> . Writing Connection OR ☐ One (1) Breaking Boundaries
	165		165	
		No assignment		No assignment
Week 34	166		166	
		Watch Lesson 15 video (5:00) // Read Lesson 15 text Complete Assignment 15 – Citing Sources		Study for Poetry Summative Assessment

* only complete as necessary (℞) located in Literature Resource Book ♦ locate material online or in library ☐ may need to prepare/introduce in advance 📎 can be submitted to the EIW Scoring Service

Essentials in Literature Alternative Instructional Strategies

167		167	
	Watch Lesson 16 video (4:14) // Read Lesson 16 text Complete Assignment 16 – Adding a Title Page and Outline		Study for Poetry Summative Assessment
168		168	
	Watch End of Year video (1:38)		<p>Complete Poetry Summative Assessment</p> <ul style="list-style-type: none"> ◆ Read “The Author to Her Book” ◆ Read “Ode on a Grecian Urn” ◆ Read “The Builders” <p><i>ADJUSTMENTS:</i> Allow student to use his/her notes and textbook as a resource for the assessment. <i>“We Real Cool” – Skip.</i> <i>“On Being Brought from Africa to America” – Skip.</i> <i>“I Wandered Lonely as a Cloud” – Skip.</i> Constructed Responses – Skip.</p>
169		169	
	No assignment		No assignment OR Continue Poetry Summative Assessment
170		170	
	No assignment		No assignment OR Finish Poetry Summative Assessment