

AIS Optional 34-Week Essentials in Literature Plan Level 12
A Pacing Guide to cover all concepts while accommodating special learning needs.

IMPORTANT: Prior to beginning, watch the preliminary videos about how to use the curriculum as well as read all the Curriculum Information in the Teacher Handbook.

General notes about using the Essentials in Literature Alternative Instructional Strategies Plan:

- If an activity/section is not listed on the plan, students are expected to skip that activity/section.
- It is suggested that the student create a Reader’s Notebook in which they will record notes that will serve as a study guide and aid to help them complete assignments and assessments. (Suggested items for Reader’s Notebook include the following: definitions of literature terms, vocabulary words, charts, examples of figurative language, etc.)
- Stories and any necessary text may be read aloud to the student.
- Use notes/text to complete activities.
- Adjust grading to reflect individual student goals.
- Any suggested written responses may be completed through discussion.
- It is not necessary to complete every activity listed in this plan. The teacher may determine which selections may be omitted.

Symbol Key is located on the footer of each page



	Essentials in Writing – With no Accommodations		Essentials in Literature Alternative Instructional Strategies	
Week 1	1		1	
		<p>SECTION 1: SENTENCES</p> <p>Watch Lesson 1 video (length: 6:19) // Read Lesson 1 text Complete Assignment 1A</p>	<p>Watch Level 12 Introduction video</p> <p style="text-align: center;">FICTION UNIT</p> <p><i>Fiction Introduction</i></p> <p><i>If needed, read the sections aloud to the student.</i></p> <p><i>Help the student identify material to include in the Reader’s Notebook (i.e. definitions of bold-print words, diagram of the hero’s journey, etc.)</i></p> <p>Watch Day 1 video // Read Day 1 text</p>	
	2		2	
		<p>* Rewatch Lesson 1 video (6:19) // Reread Lesson 1 text Complete Assignment 1B</p>		<p>Watch Day 2 video // Read Day 2 text</p>
	3		3	
	<p>Watch Lesson 2 video (6:23) // Read Lesson 2 text Complete Assignment 2A</p>		<p>Watch Day 3 video // Read Day 3 text</p>	


Essentials in Literature Alternative Instructional Strategies


	4		4	
		* Rewatch Lesson 2 video (6:23) // Reread Lesson 2 text Complete Assignment 2B		Watch Day 4 video // Read Day 4 text
	5		5	
		Watch Lesson 3 video (4:26) // Read Lesson 3 text Complete Assignment 3A		Watch Day 5 video // Read Day 5 text
Week 2	6		6	
		* Rewatch Lesson 3 video (4:26) // Reread Lesson 3 text Complete Assignment 3B		Watch Day 6 video // Read Day 6 text
	7		7	
		Watch Lesson 4 video (5:45) // Read Lesson 4 text Complete Assignment 4		Watch Day 7 video // Read Day 7 text
	8		8	
		Watch Lesson 5 video (3:43) // Read Lesson 5 text Complete Assignment 5		<i>“Perseus” and “Cupid & Psyche”</i> Read Day 1 text Introduction Meet the Author
	9		9	
		Watch Lesson 6 video (5:12) // Read Lesson 6 text Complete Assignment 6A		Watch Day 2 video // Read Day 2 text Analyzing Literature: The Hero’s Journey * Complete Reading Focus: Compare and Contrast * Complete Vocabulary ◆ Read <i>“Perseus”</i> ◆ Read <i>“Cupid & Psyche”</i>
	10		10	
		* Rewatch Lesson 6 video (5:12) // Reread Lesson 6 text Complete Assignment 6B		Read Day 3 text (page 1) Complete Check Comprehension Complete Main Idea – <i>May be completed through discussion.</i> Complete Think Critically – <i>Read the section, but skip the activity.</i>

Week 3	11	Watch Lesson 7 video (4:58) // Read Lesson 7 text Complete Assignment 7	11	Watch Day 3 video // Read Day 3 text (page 2) Complete Analyzing Literature: The Hero's Journey (℞) – <i>Student may choose to identify the stages for only one of the stories.</i> Complete Dive Deeper – <i>Complete only #1 and #2.</i>
	12	Watch Lesson 8 video (6:28) // Read Lesson 8 text Complete Assignment 8A	12	Watch Day 4 video // Read Day 4 text * Complete Analyzing Literature – <i>Optional. Student may choose to answer only #1 or #2.</i> * Complete Writing Connection OR 1 Extended Activity (Day 5) – <i>Optional.</i>
	13	* Rewatch Lesson 8 video (6:28) // Reread Lesson 8 text Complete Assignment 8B	13	Read Day 5 text * <input type="checkbox"/> Complete 1 Extended Activity OR Writing Connection (Day 4) – <i>Optional.</i>
	14	* Repeat Assignments 2B, 3B, and 4	14	Complete “Perseus/Cupid and Psyche” Independent Practice (℞) <i>ADJUSTMENTS:</i> <i>- Constructed Response – SKIP.</i>
	15	* Repeat Assignments 5, 6B, and 8B	15	“Brownies” Read Day 1 text Introduction Meet the Author
	16	SECTION 2: PARAGRAPHS Watch Lesson 1 video (9:57) // Read Lesson 1 text Complete Assignment 1A	16	Watch Day 2 video // Read Day 2 text Analyzing Literature: Theme * Complete Reading Focus: Making Connections * Complete Vocabulary – <i>Student may want to look up definitions prior to reading.</i> ♦ Read “Brownies”
	Week 4			

Essentials in Literature Alternative Instructional Strategies

Week 6			Meet the Author
	23		23
		* Rewatch Lesson 4 video (11:36) // Reread Lesson 4 text Complete Assignment 4B	Watch Day 2 video // Read Day 2 text Analyzing Literature: Conflict * Complete Reading Focus: Monitor * Complete Vocabulary ◆ Read “ <i>Rappaccini’s Daughter</i> ”
	24		24
		* Repeat Assignment 2B (using a different prompt)	Read Day 3 text (page 1) Complete Check Comprehension Complete Think Critically – <i>Read the section, but the activity is optional.</i>
	25		25
	* Repeat Assignment 3B (using a different prompt)	Watch Day 3 video // Read Day 3 text (page 2) Complete Analyzing Literature: Conflict (℞) – <i>Student may complete only Part 1 of the activity.</i>	
26		26	
	Watch Lesson 5 video (9:13) // Read Lesson 5 text Complete Assignment 5A	Watch Day 4 video // Read Day 4 text * Complete Connection Reflection (choose 1) – <i>Optional.</i> * Complete Writing Connection OR 1 Extended Activity (Day 5) – <i>Optional.</i>	
27		27	
	* Rewatch Lesson 5 video (9:13) // Reread Lesson 5 text Complete Assignment 5B	Read Day 5 text * Complete Nonfiction Connection: History and Culture – <i>Optional.</i> ◆ Watch “ <i>HISTORY OF IDEAS - Romanticism</i> ” * <input type="checkbox"/> Complete 1 Extended Activity OR Writing Connection (Day 4) – <i>Optional.</i>	
28		28	
	Watch Lesson 6 video (9:45) // Read Lesson 6 text Complete Assignment 6A	Complete “ <i>Rappaccini’s Daughter</i> ” Independent Practice (℞) <i>ADJUSTMENTS:</i> - <i>Constructed Responses – Optional. If student is to complete this section, answer only #2.</i>	

* only complete as necessary (℞) located in Literature Resource Book ◆ locate material online or in library □ may need to prepare/introduce in advance  can be submitted to the EIW Scoring Service

	29		29	
		* Rewatch Lesson 6 video (9:45) // Reread Lesson 6 text Complete Assignment 6B		“The Paper Menagerie” Read Day 1 text Introduction Meet the Author
	30		30	
		No assignment		Watch Day 2 video // Read Day 2 text Analyzing Literature: Point of View * Complete Reading Focus: Making Inferences * Complete Vocabulary ◆ Read “The Paper Menagerie”
Week 7	31	One-Week Break	31	
				Read Day 3 text (page 1) Complete Check Comprehension Complete Main Idea – <i>May be completed through discussion.</i> Complete Think Critically – <i>Read the section, but skip the activity.</i>
	32		32	
				Watch Day 3 video // Read Day 3 text (page 2) Complete Analyzing Literature: Point of View (℞) – <i>Student may limit details to one or two for each section of the activity.</i> Complete Dive Deeper – <i>Skip, or answer only #2.</i>
	33		33	
				Watch Day 4 video // Read Day 4 text Complete Analyzing Literature – <i>May be completed through discussion.</i> Complete Connection Reflection (choose 1) – <i>May be completed through discussion.</i> * Complete Writing Connection OR 1 Extended Activity (Day 5) – <i>Optional.</i>
	34	34		
			Read Day 5 text * Complete Nonfiction Connection: Art History – <i>Optional.</i> ◆ Read “History of origami”	




Essentials in Literature Alternative Instructional Strategies

				* <input type="checkbox"/> Complete 1 Extended Activity OR Writing Connection (Day 4) – <i>Optional.</i>
	35		35	
				Complete “The Paper Menagerie” Independent Practice (℞) <i>ADJUSTMENTS:</i> - <i>Constructed Response – Optional.</i>
Week 8	36		36	
		* Repeat Assignment 4B (using a different prompt)		<p>“The Faerie Queene”</p> <p><i>If the teacher chooses to shorten the length of the fiction unit by omitting a short story, The Faerie Queene Book 1 is a good choice to skip. The student should read the first Analyzing Literature section to familiarize themselves with the elements of symbolism and allegory. Consider allowing the student to listen to a recording of the selection or read it aloud to the student.</i></p> <p>Read Day 1 text Introduction Meet the Author</p>
	37		37	
		* Repeat Assignment 5B (using a different prompt)		<p>Watch Day 2 video // Read Day 2 text Analyzing Literature: Symbolism and Allegory * Complete Vocabulary – <i>Student may need assistance to analyze the text vocabulary.</i> ♦ <i>Read the specified portion of The Faerie Queene Book 1</i></p>
	38		38	
		* Repeat Assignment 6B (using a different prompt)		<p>Read Day 3 text (page 1) * Complete Vocabulary – <i>Student may need assistance to analyze the text vocabulary.</i> ♦ <i>Read the specified portion of The Faerie Queene Book 1</i></p>
39		39		
	No assignment		<p>Ready Day 4 txt (page 1) Complete Check Comprehension – <i>May be completed through discussion.</i></p> <p style="text-align: right;">↓↓</p>	


* only complete as necessary (℞) located in Literature Resource Book ♦ locate material online or in library may need to prepare/introduce in advance can be submitted to the EIW Scoring Service


Essentials in Literature Alternative Instructional Strategies


				Complete Main Idea – <i>May be completed through discussion.</i>
	40		40	
		No assignment		Watch Day 4 video // Read Day 4 text (page 2) Complete Analyzing Literature: Symbolism and Allegory (℞) – <i>Student may choose three to four symbols to analyze. Part two is optional.</i> Complete Dive Deeper – <i>Complete only #1. May be completed through discussion.</i>
Week 9	41	One-Week Break	41	
			41	Watch Day 5 video // Read Day 4 text * Complete Analyzing Literature – <i>Optional.</i> Complete Connection Reflection (choose 1) – <i>May be completed through discussion.</i> * Complete Writing Connection OR 1 Extended Activity (Day 6) – <i>Optional.</i>
	42		42	
				Read Day 6 text Complete Nonfiction Connection: Encyclopedia Entry – <i>Optional.</i> ♦ Read “epic, literary genre” * □ Complete 1 Extended Activity OR Writing Connection (Day 5) – <i>Optional.</i>
	43		43	
				* Complete “The Faerie Queene” Independent Practice (℞) – <i>Optional.</i>
	44		44	
				Study for Fiction Summative Assessment
45	45			
				Complete Fiction Summative Assessment (℞) (♦ Read “The Stolen Party”) <i>ADJUSTMENTS:</i> - <i>If stories were skipped, student may not be able to answer all questions. The assessment is optional.</i> - “The Veldt” – <i>Student may skip this section of the assessment.</i> - <i>Constructed Responses – Skip.</i>


* only complete as necessary (℞) located in Literature Resource Book ♦ locate material online or in library □ may need to prepare/introduce in advance  can be submitted to the EIW Scoring Service

Week 10	46	46	One-Week Break
	SECTION 3: ESSAYS		
	Watch Lesson 1 video (5:34) // Read Lesson 1 text		
	47	47	
	Watch Lesson 2 video (7:56) // Read Lesson 2 text		
	48	48	
	Expository Essay Watch Lesson 1 video (6:46) // Read Lesson 1 text Complete Assignment 1 – Organizing Thoughts		
	49	49	
Watch Lesson 2 video (6:57) // Read Lesson 2 text Complete Assignment 2 – Organizing Essay Paragraphs			
50	50		
Watch Lesson 3 video (5:10) // Read Lesson 3 text Complete Assignment 3 – Drafting Opening Paragraph			
Week 11	51	51	<p style="text-align: center;">DRAMA UNIT</p> <p><i>Drama Introduction</i> <i>If needed, read the sections aloud to the student. Help the student identify material to include in the Reader’s Notebook (i.e. definitions of bold-print words, elements of drama vocabulary, etc.)</i> Watch Day 1 video // Read Day 1 text</p>
	Watch Lesson 4 video (3:20) // Read Lesson 4 text Start Assignment 4 – Drafting Body Paragraphs		
	52	52	
	* Rewatch Lesson 4 video (3:20) // Reread Lesson 4 text Finish Assignment 4 – Drafting Body Paragraphs		
	53	53	
	Watch Lesson 5 video (3:48) // Read Lesson 5 text Complete Assignment 5 – Drafting Closing Paragraph		
54	54		
Watch Lesson 6 video (6:01) // Read Lesson 6 text Complete Assignment 6 – Revise			

	55		55	
		Watch Lesson 7 video (1:46) // Read Lesson 7 text Complete Assignment 7A – Edit and Publish		Watch Day 5 video // Read Day 5 text
Week 12	56		56	
		Persuasive Essay Watch Lesson 1 video (4:11) // Read Lesson 1 text Complete Assignment 1 – Organizing Thoughts		Watch Day 6 video // Read Day 6 text
	57		57	
		Watch Lesson 2 video (4:22) // Read Lesson 2 text Complete Assignment 2 – Organizing Essay Paragraphs		Watch Day 7 video // Read Day 7 text
	58		58	
		Watch Lesson 3 video (5:08) // Read Lesson 3 text Complete Assignment 3 – Drafting Opening Paragraph		Watch Day 8 video // Read Day 8 text – <i>Remove or copy the first page of this section so the student has it handy while reading the play.</i>
	59		59	
		Watch Lesson 4 video (3:01) // Read Lesson 4 text Start Assignment 4 – Drafting Body Paragraphs		Watch Day 9 video // Read Day 9 text – <i>This section may help the student discover strategies for understanding Shakespeare’s works.</i>
60		60		
	* Rewatch Lesson 4 video (3:01) // Reread Lesson 4 text Finish Assignment 4 – Drafting Body Paragraphs		* Watch Day 10 video // Read Day 10 text – <i>Optional.</i>	
Week 13	61		61	
		Watch Lesson 5 video (3:25) // Read Lesson 5 text Complete Assignment 5 – Drafting Closing Paragraph		<i>GENERAL NOTES ABOUT DRAMA UNIT:</i> - <i>When possible, have multiple individuals participate in an oral reading of each play. It is okay for people to read for multiple parts. Consider having one person read the narration, scene descriptions, and stage directions.</i> - <i>Consider having student watch a production of Macbeth prior to reading the play to provide a frame of reference and help the student visualize the actions of the characters and how dialogue is presented.</i> “Macbeth” Watch Day 1 video // Read Day 1 text Introduction Access the Backdrop


* only complete as necessary (℞) located in Literature Resource Book ♦ locate material online or in library □ may need to prepare/introduce in advance  can be submitted to the EIW Scoring Service

	62	62	Watch Lesson 6 video (4:52) // Read Lesson 6 text Complete Assignment 6 – Revise	62	Act One Read Day 2 text Introduction Analyzing Literature: Foil Character Preview and Read ◆ <i>Read Act One</i>
	63	63	Watch Lesson 7 video (0:53) // Read Lesson 7 text Complete Assignment 7A – Edit and Publish 	63	Read Day 3 text (page 1) Complete Check Comprehension – <i>May be completed through discussion.</i> Complete In the Audience – <i>Read the section, but the activity is optional.</i> Complete Think Critically – <i>Read the section, but skip the writing activity.</i>
	64	64	No assignment	64	Watch Day 3 video lesson // Read Day 3 text (page 2) * Complete Analyzing Literature: Foil Character (℞) – <i>Optional.</i> Complete Dive Deeper – <i>Complete only #2. May be completed through discussion.</i>
	65	65	No assignment	65	Watch Day 4 video lesson // Read Day 4 text Complete Analyzing Literature: Irony – <i>Complete only #2.</i> Complete Playing with Language: Paradox – <i>Read the section, but the activity is optional.</i>
	66	66	One-Week Break	66	Read Day 5 text Complete Theatrical Connection: Casting and Costuming – <i>Read the section, but the activity is optional.</i>
67	67	67		Act Two Read Day 6 text ↓↓	

* only complete as necessary (℞) located in Literature Resource Book ◆ locate material online or in library □ may need to prepare/introduce in advance  can be submitted to the EIW Scoring Service


Essentials in Literature Alternative Instructional Strategies

			Introduction Analyzing Literature: Motif Preview and Read ◆ <i>Read Act Two</i>
	68		68
			Read Day 7 text (page 1) Complete Check Comprehension – <i>May be completed through discussion.</i> Complete In the Audience – <i>Read the section, but the activity is optional.</i> Complete Think Critically – <i>May be completed through discussion.</i>
	69		69
			Watch Day 7 video lesson // Read Day 7 text (page 2) * Complete Analyzing Literature: Motif (℞) – <i>Optional.</i> Complete Dive Deeper – <i>Complete only #1.</i>
	70		70
			Watch Day 8 video lesson // Read Day 8 text Complete Analyzing Literature: Mood – <i>May be completed through discussion.</i> * Complete Playing with Language: Metaphor – <i>Optional. May be completed through discussion.</i>
Week 15	71		71
		Literary Response Essay Watch Lesson 1 video (6:12) // Read Lesson 1 text Complete Assignment 1 – Organizing Thoughts	Read Day 9 text Complete Theatrical Connection: Set Design – <i>Read the section, but the activity is optional.</i>
	72		72
		Watch Lesson 2 video (5:11) // Read Lesson 2 text Complete Assignment 2 – Organizing Essay Paragraphs	<i>Act Three</i> Read Day 10 text Introduction Analyzing Literature: Conflict Preview and Read ◆ <i>Read Act Three</i>

* only complete as necessary (℞) located in Literature Resource Book ◆ locate material online or in library □ may need to prepare/introduce in advance  can be submitted to the EIW Scoring Service

Essentials in Literature Alternative Instructional Strategies

	73	73	
		Watch Lesson 3 video (3:45) // Read Lesson 3 text Complete Assignment 3 – Drafting Opening Paragraph	Read Day 11 text (page 1) Complete Check Comprehension – <i>May be completed through discussion.</i> Complete In the Audience – <i>Read the section, but the activity is optional.</i> Complete Connection Reflection – <i>Read the section, but the activity is optional.</i>
	74	74	
	Watch Lesson 4 video (5:00) // Read Lesson 4 text Start Assignment 4 – Drafting Body Paragraphs	Watch Day 11 video lesson // Read Day 11 text (page 2) Complete Analyzing Literature: Conflict (℞) Complete Dive Deeper – <i>May be completed through discussion.</i>	
	75	75	
		* Rewatch Lesson 4 video (5:00) // Reread Lesson 4 text Finish Assignment 4 – Drafting Body Paragraphs	Watch Day 12 video lesson // Read Day 12 text Complete Analyzing Literature: Symbol – <i>Complete either #1 or #2, or complete through discussion.</i> * Complete Playing with Language: Alliteration – <i>Optional. May be completed through discussion.</i>
Week 16	76	76	
		Watch Lesson 5 video (4:37) // Read Lesson 5 text Complete Assignment 5 – Drafting Closing Paragraph	Read Day 13 text Complete Theatrical Connection: Staging – <i>Read the section, but the activity is optional.</i>
	77	77	
		Watch Lesson 6 video (3:30) // Read Lesson 6 text Complete Assignment 6 – Revise	Act Four Read Day 14 text Introduction Analyzing Literature: Meter Preview and Read ♦ <i>Read Act Four</i>
	78	78	
	 Watch Lesson 7 video (0:42) // Read Lesson 7 text Complete Assignment 7A – Edit and Publish	Read Day 15 text (page 1)	↓↓

* only complete as necessary (℞) located in Literature Resource Book ♦ locate material online or in library □ may need to prepare/introduce in advance  can be submitted to the EIW Scoring Service


Essentials in Literature Alternative Instructional Strategies

			Complete Check Comprehension – <i>May be completed through discussion.</i> Complete In the Audience Complete Think Critically – <i>May be completed through discussion.</i>
	79		79
	No assignment		Watch Day 15 video lesson // Read Day 15 text (page 2) Complete Analyzing Literature: Meter (℞) Complete Dive Deeper (choose 1) – <i>May be completed through discussion.</i>
	80		80
	No assignment		Watch Day 16 video lesson // Read Day 16 text Complete Connection Reflection
Week 17	81		81
		* Repeat Expository Essay Complete Assignment 7B	Read Day 17 text Complete Theatrical Connection: Performance – <i>Read the section, but the activity is optional.</i>
	82		82
		Continue Assignment 7B	Act Five Read Day 18 text Introduction Analyzing Literature: Character Archetypes Preview and Read ♦ <i>Read Act Five</i>
	83		83
	Continue Assignment 7B		Read Day 19 text (page 1) Complete Check Comprehension – <i>May be completed through discussion.</i> * Complete In the Audience – <i>Optional.</i> Complete Think Critically – <i>May be completed through discussion.</i>

Essentials in Literature Alternative Instructional Strategies

	84		84	
		Continue Assignment 7B		Watch Day 19 video lesson // Read Day 19 text (page 2) Complete Analyzing Literature: Character Archetypes (℞) – <i>The paragraph writing activity is optional.</i> Complete Dive Deeper (choose 1) – <i>May be completed through discussion.</i>
	85		85	
		Continue Assignment 7B		Watch Day 20 video lesson // Read Day 20 text * Complete Analyzing Literature: Theme – <i>Optional. If student completed this activity, the citations may be omitted.</i> Complete Connection Reflection
Week 18	86	One-Week Break	86	
				Read Day 21 text Complete Theatrical Connection: Advertisement
	87		87	
				Study for Drama Summative Assessment
	88		88	
				Study for Drama Summative Assessment
	89		89	
				Start Drama Summative Assessment (℞) <i>ADJUSTMENTS:</i> - <i>Assessment is optional.</i> - <i>If student completes the assessment, Constructed Responses are optional.</i>
	90	90		
			Finish Drama Summative Assessment (℞)	
Week 19	91		91	
		Compare and Contrast Essay Watch Lesson 1 video (4:09) // Read Lesson 1 text Complete Assignment 1 – Organizing Thoughts		Begin Drama Culminating Activity <i>ADJUSTMENTS:</i> - <i>Culminating Activity is optional.</i>
	92	92	92	
	Watch Lesson 2 video (4:55) // Read Lesson 2 text ↓↓			Continue Drama Culminating Activity

* only complete as necessary (℞) located in Literature Resource Book ♦ locate material online or in library □ may need to prepare/introduce in advance 📎 can be submitted to the EIW Scoring Service


		Complete Assignment 2 – Organizing Essay Paragraphs		
	93		93	
		Watch Lesson 3 video (4:14) // Read Lesson 3 text Complete Assignment 3 – Drafting Opening Paragraph		Continue Drama Culminating Activity
	94		94	
		Watch Lesson 4 video (4:31) // Read Lesson 4 text Start Assignment 4 – Drafting Body Paragraphs		Continue Drama Culminating Activity
	95		95	
		* Rewatch Lesson 4 video (4:31) // Reread Lesson 4 text Finish Assignment 4 – Drafting Body Paragraphs		Finish Drama Culminating Activity
Week 20	96		96	One-Week Break
		Watch Lesson 5 video (2:22) // Read Lesson 5 text Complete Assignment 5 – Drafting Closing Paragraph		
	97		97	
		Watch Lesson 6 video (2:32) // Read Lesson 6 text Complete Assignment 6 – Revise		
	98		98	
		Watch Lesson 7 video (0:57) // Read Lesson 7 text Complete Assignment 7A – Edit and Publish		
	99		99	
		No assignment		
	100		100	
		No assignment		
Week 21	101		101	
		* Repeat Persuasive Essay Complete Assignment 7B		<p style="text-align: center;">NOVEL UNIT</p> <p><i>Lord of the Flies</i></p> <p>Consider watching a film version prior to reading the story in order to provide some background and frame of reference for the student.</p> <p>Student may read the novel text or listen to an audio recording of the novel.</p> <p>Student can keep a Reader’s Notebook for the novel in which they keep track of things like vocabulary, descriptions of characters, timelines, etc. ↓↓</p>


Essentials in Literature Alternative Instructional Strategies

			Watch Day 1 video // Read Day 1 text Introduction Meet the Author
102		102	
	Continue Assignment 7B		Read Day 2 text Access the Backdrop <i>Introduction to the Culminating Activity: Create Your Own Society Project - The Culminating Activity is optional. If the student will be completing the activity after reading the novel, read this section to ensure they get a good start with the planning of their "society". Teacher may choose to omit any section(s) of the Culminating Activity.</i>
103		103	
	Continue Assignment 7B		Section One Read Day 3 text Introduction Analyzing Literature: Characterization * Complete Reading Focus: Monitor – Consider having the student write the study questions on post-it notes and placing them in the novel where they find the answer. * Complete Vocabulary – Student may look up the definitions prior to reading. ♦ Read Chapters 1-2
104		104	
	Continue Assignment 7B		Watch Day 4 video // Read Day 4 text Complete Check Comprehension Complete Analyzing Literature: Characterization (℞)
105		105	
	Continue Assignment 7B		Read Day 5 text Complete Dive Deeper (choose 2) Complete Connection Reflection – <i>May be completed through discussion.</i> * Complete Discussion – <i>Optional.</i>

Week 22	106	One-Week Break	106	<p>* Read Day 6 text Complete Create Your Own Society Project: Establish Natural Environment – <i>Optional. Complete if the student will execute the culminating activity when finished with the novel.</i></p>
	107		107	<p>Section Two Read Day 7 text Introduction Analyzing Literature: Conflict * Complete Reading Focus: Making Connections – <i>Consider having the student write the study questions on post-it notes and placing them in the novel where they find the answer.</i> * Complete Vocabulary – <i>Sentence writing is optional.</i> ♦ <i>Read Chapters 3-4</i></p>
	108		108	<p>Watch Day 8 video // Read Day 8 text Complete Check Comprehension Complete Analyzing Literature: Conflict (℞) – <i>Student should attempt at least three conflicts.</i></p>
	109		109	<p>Read Day 9 text Complete Dive Deeper – <i>Complete only #1.</i> Complete Think Critically – <i>Read the section, but paragraph writing is optional.</i> * Complete Discussion</p>
	110		110	<p>* Read Day 10 text Complete Create Your Own Society Project: Establish Priorities, Rules, and Morals – <i>Optional. Teacher may reduce the number of items to be listed or created.</i></p>

* only complete as necessary (℞) located in Literature Resource Book ♦ locate material online or in library □ may need to prepare/introduce in advance 📎 can be submitted to the EIW Scoring Service

Week 23	111		111	
		<p>Timed Essay Watch Lesson 1 video (4:47) // Read Lesson 1 text</p>		<p>Section Three Read Day 11 text Introduction Analyzing Literature: Theme * Complete Reading Focus: Compare and Contrast * Complete Vocabulary – <i>Student may look up vocabulary words prior to reading.</i> ◆ <i>Read Chapters 5-6</i></p>
	112		112	
		<p>Watch Lesson 2 video (6:23) // Read Lesson 2 text</p>		<p>Watch Day 12 video // Read Day 12 text Complete Check Comprehension * Complete Analyzing Literature: Theme (℞) – <i>Optional.</i></p>
	113		113	
		<p>Watch Lesson 3 video (4:07) // Read Lesson 3 text Complete Assignment 3 – Timed Essay</p> 		<p>Read Day 13 text Complete Dive Deeper – <i>Complete only #1.</i> Complete Think Critically – <i>Read the section, but the paragraph is optional.</i> * Complete Discussion</p>
	114		114	
	<p>No assignment</p>		<p>* Read Day 14 text Complete Create Your Own Society Project: Think About Your Leadership – <i>Optional.</i></p>	
115		115		
	<p>No assignment</p>		<p>Section Four Read Day 15 text Introduction Analyzing Literature: Symbol * Complete Reading Focus: Visualization – <i>Consider having the student write the study questions on post-it notes and placing them in the novel where they find the answer.</i></p> <p style="text-align: right;">↓↓</p>	

* only complete as necessary (℞) located in Literature Resource Book ◆ locate material online or in library □ may need to prepare/introduce in advance  can be submitted to the EIW Scoring Service

				<p>* Complete Vocabulary – <i>Student may look up the meaning of any unknown word.</i> ♦ <i>Read Chapters 7-8</i></p>
Week 24	116		116	
		<p>* Repeat Literary Response Essay Complete Assignment 7B</p>		<p>Watch Day 16 video // Read Day 16 text Complete Check Comprehension – <i>May be completed through discussion.</i> Complete Analyzing Literature: Symbol (℞) – <i>Student may need help identifying symbols from the novel. The number of symbols to analyze may be limited to two or three.</i></p>
	117		117	
		<p>Continue Assignment 7B</p>		<p>Read Day 17 text Complete Dive Deeper – <i>Complete only #1 and #3. May be completed through discussion.</i> Complete Connection Reflection – <i>May be completed through discussion.</i> * Complete Discussion</p>
	118		118	
		<p>Continue Assignment 7B</p>		<p>* Read Day 18 text Complete Create Your Own Society Project: Establish Consequences and Punishments – <i>Optional. The number of penalties and procedures may be reduced.</i></p>
119		119		
	<p>Continue Assignment 7B</p>		<p>Section Five Read Day 19 text Introduction Analyzing Literature: Allegory * Complete Reading Focus: Author’s Purpose * Complete Vocabulary – <i>Student may look up definition rather than antonyms.</i> ♦ <i>Read Chapters 9-10</i></p>	

	120		120		
		Continue Assignment 7B		Watch Day 20 video // Read Day 20 text Complete Check Comprehension Complete Analyzing Literature: Allegory (℞) – <i>May be completed through discussion. Paragraph writing may be skipped.</i>	
Week 25	121	One-Week Break	121	Read Day 21 text Complete Dive Deeper – <i>Complete only #2, but consider #3 for a discussion question.</i> Complete Think Critically – <i>Read the section, but skip the writing activity.</i> * Complete Discussion	
	122		122	* Read Day 22 text Complete Create Your Own Society Project: Create Holidays, Rituals, or Traditions – <i>Optional.</i>	
	123		123	Section Six Read Day 23 text Introduction Analyzing Literature: Irony * Complete Reading Focus: Making Predictions * Complete Vocabulary – <i>Sentence writing is optional.</i> ◆ <i>Read Chapters 11-12</i>	
	124		124	Watch Day 24 video // Read Day 24 text Complete Check Comprehension – <i>May be completed through discussion.</i> * Complete Analyzing Literature: Irony (℞) – <i>Optional.</i>	
	125		125	Read Day 25 text Complete Dive Deeper – <i>Complete only #3.</i> ↓↓	

* only complete as necessary (℞) located in Literature Resource Book ◆ locate material online or in library □ may need to prepare/introduce in advance 📎 can be submitted to the EIW Scoring Service

Essentials in Literature Alternative Instructional Strategies

				* Complete Connection Reflection – <i>Optional</i> . * Complete Discussion
Week 26	126		126	
		* Repeat Compare and Contrast Essay Complete Assignment 7B		* Read Day 26 text Complete Create Your Own Society Project: Establish Government – <i>Optional</i> .
	127		127	
		Continue Assignment 7B		Study for Novel Summative Assessment
	128		128	
		Continue Assignment 7B		Study for Novel Summative Assessment
	129		129	
		Continue Assignment 7B		Complete Novel Summative Assessment (℞) <i>ADJUSTMENTS:</i> - <i>Construction Response – Choose one to answer.</i>
	130		130	
	Continue Assignment 7B		No assignment.	
Week 27	131		131	
		* Repeat Timed Essay Complete Assignment 3 (using a different prompt)		Begin Novel Culminating Activity <i>The Culminating Activity is optional.</i> <i>If the student is to complete the Culminating Activity, they may omit any of the sections per teacher discretion.</i>
	132		132	
		No assignment		Continue Novel Culminating Activity
	133		133	
		No assignment OR Repeat Timed Essay (using a different prompt)		Continue Novel Culminating Activity
	134		134	
		No assignment		Continue Novel Culminating Activity
135		135		
	No assignment		Finish Novel Culminating Activity	

* only complete as necessary (℞) located in Literature Resource Book ♦ locate material online or in library □ may need to prepare/introduce in advance 📎 can be submitted to the EIW Scoring Service

Week 28	136	One-Week Break	136	<p>POETRY UNIT</p> <p><i>Throughout the poetry section, the teacher may read the poems aloud to the student or the student may listen to recordings of the poems being read. Teacher may shorten the Poetry Unit by omitting one or more section/authors. If you choose to do so, consider having the student read the “Analyzing Figurative Language” and “Elements of Poetry” sections so they are exposed to that material and have that information in their notes for the Summative Assessment.</i></p> <p>Poetry Introduction</p> <p><i>If needed, read the sections aloud to the student. Help the student identify material to include in the Reader’s Notebook (i.e. common terms like elements of poetry, poetic forms, figurative language definitions, etc.</i></p> <p>Watch Day 1 video // Read Day 1 text</p>
	137		137	Watch Day 2 video // Read Day 2 text
	138		138	Watch Day 3 video // Read Day 3 text
	139		139	Watch Day 4 video // Read Day 4 text
	140		140	Watch Day 5 video // Read Day 5 text
	Week 29		141	<p>SECTION 4: RESEARCH PAPER</p> <p>Research Paper</p> <p>Watch Lesson 1 video (6:43) // Read Lesson 1 text</p>
142		<p>Watch Lesson 2 video (3:12) // Read Lesson 2 text</p> <p>Complete Assignment 2 – Choose and Narrow Topic</p>	142	<p>“Who’s For the Game?” / “Dulce et Decorum Est”</p> <p>Read Day 1 text</p> <p>Introduction</p> <p>Meet the Authors ↓↓</p>

Essentials in Literature Alternative Instructional Strategies

				Complete Capturing the Context – <i>Read the section, but the research is optional.</i>
	143		143	
		Watch Lesson 3 video (2:21) // Read Lesson 3 text Complete Assignment 3 – Research Questions		Watch Day 2 video // Read Day 2 text ♦ <i>Read “Who’s For the Game?” and “Dulce et Decorum Est”</i> * Complete Element of Poetry: Rhythm & Voice (℞) – <i>Optional. Skip the final chart.</i>
	144		144	
		Watch Lesson 4 video (5:54) // Read Lesson 4 text		Read Day 3 text Complete Main Idea – <i>Complete only A.</i> Complete Think About It – <i>May be completed through discussion.</i> Complete Connection Reflection – <i>Complete only #4.</i>
	145		145	
		Watch Lesson 5 video (7:23) // Read Lesson 5 text		Read Day 4 text * Complete <u>one</u> of the following: – <i>Optional.</i> Writing Connection OR <input type="checkbox"/> One (1) Breaking Boundaries
Week 30	146		146	
		Watch Lesson 6 video (2:36) // Read Lesson 6 text Start Assignment 6 – Research		<i>“Ode to the Moon” / “Ode to a Large Tuna in the Market”</i> Read Day 1 text Introduction Meet the Authors Complete Capturing the Context – <i>Read the section, but the research is optional.</i>
	147		147	
		Continue Assignment 6 – Research		Watch Day 2 video // Read Day 2 text ♦ <i>Read “Ode to the Moon” and “Ode to a Large Tuna in the Market”</i> Complete Analyzing Figurative Language (℞) – <i>Provide student with a list of types of figurative language from which to choose.</i> Complete Element of Poetry: Mood/Tone (℞) – <i>May limit the examples of images to one or two each poem.</i>

* only complete as necessary (℞) located in Literature Resource Book ♦ locate material online or in library □ may need to prepare/introduce in advance 📎 can be submitted to the EIW Scoring Service


Essentials in Literature Alternative Instructional Strategies

	148		148	
		Continue Assignment 6 – Research		Read Day 3 text Complete Main Idea – <i>Complete only A.</i> Complete Think About It – <i>May be completed through discussion.</i> Complete Connection Reflection – <i>Complete only #6.</i>
	149		149	
		Continue Assignment 6 – Research		Read Day 4 text * Complete <u>one</u> of the following: – <i>Optional.</i> Writing Connection OR <input type="checkbox"/> One (1) Breaking Boundaries
	150		150	
		Complete Assignment 6 – Research		No assignment
Week 31	151		151	
		Watch Lesson 7 video (4:03) // Read Lesson 7 text Complete Assignment 7 – Thesis and Outline		<i>“Paul Revere’s Ride” / “Alexander Hamilton”</i> Read Day 1 text Introduction Meet the Authors Complete Capturing the Context – <i>Read the sections, but the research is optional.</i>
	152		152	
		Watch Lesson 8 video (8:11) // Read Lesson 8 text Complete Assignment 8 – In-Text Citations		Watch Day 2 video // Read Day 2 text ♦ <i>Read “Paul Revere’s Ride” and “Alexander Hamilton”</i> Complete Analyzing Figurative Language (℞) – <i>Provide the student a list of types of figurative language from which to choose.</i> Complete Element of Poetry: Sound Devices & Diction (℞) – <i>Complete only the last part (color-coding). Student may choose to color code just one or two stanzas.</i>
	153		153	
		Watch Lesson 9 video (5:58) // Read Lesson 9 text Complete Assignment 9 – Draft Introduction		Read Day 3 text Complete Main Idea – <i>Complete only A.</i> Complete Think About It – <i>May be completed through discussion.</i> ↓↓

* only complete as necessary (℞) located in Literature Resource Book ♦ locate material online or in library □ may need to prepare/introduce in advance 📎 can be submitted to the EIW Scoring Service

Essentials in Literature Alternative Instructional Strategies


				Complete Connection Reflection – <i>May be completed through discussion.</i>
	154		154	
		Watch Lesson 10 video (3:25) // Read Lesson 10 text Complete Assignment 10 – Organizing Body Paragraphs		Read Day 4 text * Complete <u>one</u> of the following: – <i>Optional.</i> Writing Connection OR <input type="checkbox"/> One (1) Breaking Boundaries
	155		155	
		No assignment		No assignment
Week 32	156		156	
		Watch Lesson 11 video (5:36) // Read Lesson 11 text Complete Assignment 11 – Drafting Body Paragraphs		<i>“The Starry Night” / “Empty Chairs”</i> Read Day 1 text Introduction Meet the Authors Complete Capturing the Context – <i>Read the section, but research is optional.</i>
	157		157	
		Continue Assignment 11 – Drafting Body Paragraphs		Watch Day 2 video // Read Day 2 text ♦ Read <i>“The Starry Night”</i> and <i>“Empty Chairs”</i> Complete Analyzing Figurative Language (℞) – <i>Student may limit the number of examples of figurative language from each poem. Consider supplying the student with a list of types of figurative language to choose from.</i> Complete Element of Poetry: Ekphrasis (℞) – <i>The writing of original poems is optional.</i>
	158		158	
		Continue Assignment 11 – Drafting Body Paragraphs		Read Day 3 text Complete Think About It – <i>May be completed through discussion.</i> Complete Connection Reflection – <i>May be completed through discussion.</i>

* only complete as necessary (℞) located in Literature Resource Book ♦ locate material online or in library □ may need to prepare/introduce in advance  can be submitted to the EIW Scoring Service

Essentials in Literature Alternative Instructional Strategies

Week 33	159		159	
		Continue Assignment 11 – Drafting Body Paragraphs		Read Day 4 text * □ Complete one (1) Breaking Boundaries – <i>Optional</i> .
	160		160	
		Watch Lesson 12 video (4:35) // Read Lesson 12 text Complete Assignment 12 – Draft Closing Paragraph		No assignment
	161		161	
		Watch Lesson 13 video (3:45) // Read Lesson 13 text Complete Assignment 13 – Revise		<i>“Where did the handsome beloved go?” / “Ghazal: America the Beautiful”</i> Read Day 1 text Introduction Meet the Authors Complete Capturing the Context – <i>Read the section, ut the research is optional.</i>
	162		162	
		Continue Assignment 13 – Revise		Watch Day 2 video // Read Day 2 text ♦ Read <i>“Where did the handsome beloved go?”</i> and <i>“Ghazal: America the Beautiful”</i> Complete Analyzing Figurative Language (℞) – <i>Student may need help identifying the theme.</i> Complete Element of Poetry: Ghazal (℞) – <i>Limit the activity to just one poem.</i>
163		163		
	Watch Lesson 14 video (0:58) // Read Lesson 14 text Complete Assignment 14 – Edit and Publish		Read Day 3 text Complete Main Idea Complete Think About It – <i>May be completed through discussion.</i> Complete Connection Reflection – <i>May be completed through discussion.</i>	
164		164		
	Continue Assignment 14 – Edit and Publish		Read Day 4 text * Complete Writing Connection – <i>Optional</i> .	
165		165		
	No assignment		No assignment	

* only complete as necessary (℞) located in Literature Resource Book ♦ locate material online or in library □ may need to prepare/introduce in advance 📎 can be submitted to the EIW Scoring Service

Week 34	166		166	
		Watch Lesson 15 video (3:27) // Read Lesson 15 text Complete Assignment 15 – Citing Sources		Study for Poetry Summative Assessment
	167		167	
		Watch Lesson 16 video (4:45) // Read Lesson 16 text Complete Assignment 16 – Adding a Title Page and Outline		Study for Poetry Summative Assessment
	168		168	
		Watch End of Year video (1:38)		Complete Poetry Summative Assessment ♦ Read “The New Colossus” ♦ Read “Digging” ♦ Read “From Blossoms” <i>ADJUSTMENTS:</i> Allow student to use his/her notes and textbook as a resource for the assessment. “The New Colossus” – Skip. “Digging” – Skip. “From Blossoms” – Skip. Constructed Responses – Skip.
	169		169	
		No assignment		No assignment OR Continue Poetry Summative Assessment
170		170		
	No assignment		No assignment OR Finish Poetry Summative Assessment	