

## Optional 34-Week Essentials in Writing/Essentials in Literature Plan Level 12

**IMPORTANT:** Prior to beginning, watch the preliminary videos about how to use the curriculum as well as read all the Curriculum Information in the Teacher Handbook.

Below are suggested daily pacing guides for an **average Level 12 track**. Alternative plans for a **remedial track** for Essentials in Literature are available for download at *essentialsinwriting.com*.

Please note that students can complete Essentials in Literature activities in a variety of ways (written answers, verbal answers, discussion with other students, etc.).



**Symbol Key** is located on the footer of each page.


		Essentials in Writing			Essentials in Literature	
Week 1	1			1		
		<b>SECTION 1: SENTENCES</b>			<b>FICTION UNIT</b>	
		Watch Lesson 1 video (length: 6:19) // Read Lesson 1 text Complete Assignment 1A			Watch Level 12 Introduction video <i>Fiction Introduction</i> Watch Day 1 video // Read Day 1 text	
	2			2		
		* Rewatch Lesson 1 video (6:19) // Reread Lesson 1 text Complete Assignment 1B			Watch Day 2 video // Read Day 2 text	
3			3			
	Watch Lesson 2 video (6:23) // Read Lesson 2 text Complete Assignment 2A			Watch Day 3 video // Read Day 3 text		

	4		4	
		* Rewatch Lesson 2 video (6:23) // Reread Lesson 2 text Complete Assignment 2B		Watch Day 4 video // Read Day 4 text
	5		5	
		Watch Lesson 3 video (4:26) // Read Lesson 3 text Complete Assignment 3A		Watch Day 5 video // Read Day 5 text
Week 2	6		6	
		* Rewatch Lesson 3 video (4:26) // Reread Lesson 3 text Complete Assignment 3B		Watch Day 6 video // Read Day 6 text
	7		7	
		Watch Lesson 4 video (5:45) // Read Lesson 4 text Complete Assignment 4		Watch Day 7 video // Read Day 7 text
	8		8	
		Watch Lesson 5 video (3:43) // Read Lesson 5 text Complete Assignment 5		<b><i>“Perseus” &amp; “Cupid and Psyche”</i></b> Read Day 1 text Introduction Meet the Author
	9		9	
		Watch Lesson 6 video (5:12) // Read Lesson 6 text Complete Assignment 6A		Watch Day 2 video // Read Day 2 text Analyzing Literature: The Hero’s Journey * Complete Reading Focus: Compare and Contrast * Complete Vocabulary ◆ Read <i>“Perseus”</i> ◆ Read <i>“Cupid and Psyche”</i>
10		10		
	* Rewatch Lesson 6 video (5:12) // Reread Lesson 6 text ↓↓		Read Day 3 text (page 1) Complete Check Comprehension ↓↓	

		Complete Assignment 6B		Complete Main Idea Complete Think Critically
Week 3	11		11	
		Watch Lesson 7 video (4:58) // Read Lesson 7 text Complete Assignment 7		Watch Day 3 video // Read Day 3 text (page 2) Complete Analyzing Literature: The Hero's Journey (℞) Complete Dive Deeper (choose 2)
	12		12	
		Watch Lesson 8 video (6:28) // Read Lesson 8 text Complete Assignment 8A		Watch Day 4 video // Read Day 4 text Complete Analyzing Literature Complete Connection Reflection (choose 1) * Complete Writing Connection OR 1 Extended Activity (Day 5)
	13		13	
		* Rewatch Lesson 8 video (6:28) // Reread Lesson 8 text Complete Assignment 8B		Read Day 5 text Complete Nonfiction Connection: Biography ◆ <i>Read a biography from a reliable source</i> * □ Complete 1 Extended Activity OR Writing Connection (Day 4)
	14		14	
		* Repeat Assignments 2B, 3B, and 4		Complete "Perseus/Cupid and Psyche" Independent Practice (℞)
15		15		
	* Repeat Assignments 5, 6B, and 8B		<b>"Brownies"</b> Read Day 1 text Introduction Meet the Author	
Week 4	16		16	
		<b>SECTION 2: PARAGRAPHS</b> Watch Lesson 1 video (9:57) // Read Lesson 1 text Complete Assignment 1A		Watch Day 2 video // Read Day 2 text Analyzing Literature: Theme * Complete Reading Focus: Making Connections * Complete Vocabulary ↓↓

			◆ <i>Read “Brownies”</i>
	17	17	
	 * Rewatch Lesson 1 video (9:57) // Reread Lesson 1 text Complete Assignment 1B		Read Day 3 text (page 1) Complete Check Comprehension Complete Main Idea Complete Think Critically
	18	18	
	Watch Lesson 2 video (11:27) // Read Lesson 2 text Complete Assignment 2A		Watch Day 3 video // Read Day 3 text (page 2) Complete Analyzing Literature: Theme (℞) Complete Dive Deeper (choose 2)
	19	19	
	 * Rewatch Lesson 2 video (11:27) // Reread Lesson 2 text Complete Assignment 2B		Watch Day 4 video // Read Day 4 text Complete Analyzing Literature Complete Connection Reflection (choose 1) * Complete Writing Connection OR 1 Extended Activity (Day 5)
	20	20	
	Watch Lesson 3 video (8:31) // Read Lesson 3 text Complete Assignment 3A		Read Day 5 text Complete Nonfiction Connection: Scientific Research ◆ <i>Listen to “What Rats Can Teach Us About Empathy”</i> * <input type="checkbox"/> Complete 1 Extended Activity OR Writing Connection (Day 4)
Week 5	21	21	
	 * Rewatch Lesson 3 video (8:31) // Reread Lesson 3 text Complete Assignment 3B		Complete “Brownies” Independent Practice (℞)
	22	22	
	Watch Lesson 4 video (11:36) // Read Lesson 4 text Complete Assignment 4A		<b>“Rappaccini’s Daughter”</b> Read Day 1 text Introduction ↓↓


			Meet the Author
	23		23
		* Rewatch Lesson 4 video (11:36) // Reread Lesson 4 text Complete Assignment 4B	Watch Day 2 video // Read Day 2 text Analyzing Literature: Conflict * Complete Reading Focus: Monitor * Complete Vocabulary ◆ Read “ <i>Rappaccini’s Daughter</i> ”
	24		24
		* Repeat Assignment 2B (using a different prompt)	Read Day 3 text (page 1) Complete Check Comprehension Complete Main Idea Complete Think Critically
	25		25
	* Repeat Assignment 3B (using a different prompt)	Watch Day 3 video // Read Day 3 text (page 2) Complete Analyzing Literature: Conflict (℞) Complete Dive Deeper (choose 2)	
Week 6	26		26
		Watch Lesson 5 video (9:13) // Read Lesson 5 text Complete Assignment 5A	Watch Day 4 video // Read Day 4 text Complete Analyzing Literature Complete Connection Reflection (choose 1) * Complete Writing Connection OR 1 Extended Activity (Day 5)
	27		27
	* Rewatch Lesson 5 video (9:13) // Reread Lesson 5 text Complete Assignment 5B	Read Day 5 text Complete Nonfiction Connection: History and Culture ◆ Watch “ <i>HISTORY OF IDEAS - Romanticism</i> ” * □ Complete 1 Extended Activity OR Writing Connection (Day 4)	

	28		28	
		Watch Lesson 6 video (9:45) // Read Lesson 6 text Complete Assignment 6A		Complete “Rappaccini’s Daughter” Independent Practice (℞)
	29		29	
		* Rewatch Lesson 6 video (9:45) // Reread Lesson 6 text Complete Assignment 6B		<b>“The Paper Menagerie”</b> Read Day 1 text Introduction Meet the Author
	30		30	
		No assignment		Watch Day 2 video // Read Day 2 text Analyzing Literature: Point of View * Complete Reading Focus: Making Inferences * Complete Vocabulary ◆ Read “The Paper Menagerie”
Week 7	31	One-Week Break	31	
				Read Day 3 text (page 1) Complete Check Comprehension Complete Main Idea Complete Think Critically
	32		32	
				Watch Day 3 video // Read Day 3 text (page 2) Complete Analyzing Literature: Point of View (℞) Complete Dive Deeper (choose 2)
	33		33	
				Watch Day 4 video // Read Day 4 text Complete Analyzing Literature Complete Connection Reflection (choose 1) * Complete Writing Connection OR 1 Extended Activity (Day 5)


	34		34	
				Read Day 5 text Complete Nonfiction Connection: Art History ♦ Read “History of origami” * □ Complete 1 Extended Activity OR Writing Connection (Day 4)
	35		35	
				Complete “The Paper Menagerie” Independent Practice (℞)
Week 8	36		36	
		* Repeat Assignment 4B (using a different prompt)		“ <i>The Faerie Queene</i> ” <i>NOTE: If you choose to skip a story in order to shorten the Fiction Unit, skip “The Faerie Queene.”</i> Read Day 1 text Introduction Meet the Author
	37		37	
		* Repeat Assignment 5B (using a different prompt)		Watch Day 2 video // Read Day 2 text Analyzing Literature: Symbolism and Allegory
	38		38	
	* Repeat Assignment 6B (using a different prompt)		Read Day 3 text (page 1) * Complete Reading Focus: Summarizing * Complete Vocabulary ♦ Read the specified portion of <i>The Faerie Queene Book 1</i>	
39		39		
	No assignment		Read Day 4 text (page 1) Complete Check Comprehension Complete Main Idea Complete Think Critically	

	40		40	
		No assignment		Watch Day 4 video // Read Day 4 text (page 2) Complete Analyzing Literature: Symbolism and Allegory (℞) Complete Dive Deeper (choose 2)
Week 9	41	One-Week Break	41	
			41	Watch Day 5 video // Read Day 5 text Complete Analyzing Literature Complete Connection Reflection (choose 1) * Complete Writing Connection OR 1 Extended Activity (Day 6)
	42		42	
				Read Day 6 text Complete Nonfiction Connection: Encyclopedia Entry ♦ <i>Read "epic, literary genre"</i> * □ Complete 1 Extended Activity OR Writing Connection (Day 5)
	43		43	
				Complete <i>The Faerie Queene</i> Independent Practice (℞)
	44		44	
				Study for Fiction Unit Summative Assessment
	45		45	
				Complete Fiction Unit Summative Assessment (℞) (♦ <i>Read "The Stolen Party"</i> )
Week 10	46		46	
		<b>SECTION 3: ESSAYS</b> Watch Lesson 1 video (5:34) // Read Lesson 1 text		One-Week Break
	47		47	
		Watch Lesson 2 video (7:56) // Read Lesson 2 text		
	48		48	
	<b>Expository Essay</b> ↓↓			




	Watch Lesson 1 video (6:46) // Read Lesson 1 text Complete Assignment 1 – Organizing Thoughts		
	49	49	
	Watch Lesson 2 video (6:57) // Read Lesson 2 text Complete Assignment 2 – Organizing Essay Paragraphs		
	50	50	
	Watch Lesson 3 video (5:10) // Read Lesson 3 text Complete Assignment 3 – Drafting Opening Paragraph		
Week 11	51	51	
		Watch Lesson 4 video (3:20) // Read Lesson 4 text Start Assignment 4 – Drafting Body Paragraphs	<b>DRAMA UNIT</b> <i>Drama Introduction</i> Watch Day 1 video // Read Day 1 text
	52	52	
		* Rewatch Lesson 4 video (3:20) // Reread Lesson 4 text Finish Assignment 4 – Drafting Body Paragraphs	Watch Day 2 video // Read Day 2 text
	53	53	
		Watch Lesson 5 video (3:48) // Read Lesson 5 text Complete Assignment 5 – Drafting Closing Paragraph	Watch Day 3 video // Read Day 3 text
	54	54	
		Watch Lesson 6 video (6:01) // Read Lesson 6 text Complete Assignment 6 – Revise	Watch Day 4 video // Read Day 4 text
	55	55	
	 Watch Lesson 7 video (1:46) // Read Lesson 7 text Complete Assignment 7A – Edit and Publish	Watch Day 5 video // Read Day 5 text	

Week 12	56		56	
		<b>Persuasive Essay</b> Watch Lesson 1 video (4:11) // Read Lesson 1 text Complete Assignment 1 – Organizing Thoughts		Watch Day 6 video // Read Day 6 text
	57		57	
		Watch Lesson 2 video (4:22) // Read Lesson 2 text Complete Assignment 2 – Organizing Essay Paragraphs		Watch Day 7 video // Read Day 7 text
	58		58	
		Watch Lesson 3 video (5:08) // Read Lesson 3 text Complete Assignment 3 – Drafting Opening Paragraph		Watch Day 8 video // Read Day 8 text
	59		59	
		Watch Lesson 4 video (3:01) // Read Lesson 4 text Start Assignment 4 – Drafting Body Paragraphs		Watch Day 9 video // Read Day 9 text
60		60		
	* Rewatch Lesson 4 video (3:01) // Reread Lesson 4 text Finish Assignment 4 – Drafting Body Paragraphs		Watch Day 10 video // Read Day 10 text	
Week 13	61		61	
		Watch Lesson 5 video (3:25) // Read Lesson 5 text Complete Assignment 5 – Drafting Closing Paragraph		<b>“Macbeth”</b> Watch Day 1 video // Read Day 1 text Introduction Access the Backdrop
	62		62	
	Watch Lesson 6 video (4:52) // Read Lesson 6 text Complete Assignment 6 – Revise		<b>Act One</b> Read Day 2 text Introduction Analyzing Literature: Foil Character ↓↓	


				Preview and Read ◆ <i>Read Act One</i>
	63		63	
		Watch Lesson 7 video (0:53) // Read Lesson 7 text Complete Assignment 7A – Edit and Publish		Read Day 3 text (page 1) Complete Check Comprehension Complete In the Audience Complete Think Critically
	64		64	
		No assignment		Watch Day 3 video // Read Day 3 text (page 2) Complete Analyzing Literature: Foil Character (℞) Complete Dive Deeper (choose 1)
	65		65	
		No assignment		Watch Day 4 video // Read Day 4 text Complete Analyzing Literature: Irony Complete Playing with Language: Paradox
Week 14	66	One-Week Break	66	
				Read Day 5 text Complete Theatrical Connection: Casting and Costuming
	67		67	
				<b>Act Two</b> Read Day 6 text Introduction Analyzing Literature: Motif Preview and Read ◆ <i>Read Act Two</i>
	68		68	
				Read Day 7 text (page 1) Complete Check Comprehension Complete In the Audience ↓↓

			Complete Think Critically
	69		
			Watch Day 7 video // Read Day 7 text (page 2) Complete Analyzing Literature: Motif (℞) Complete Dive Deeper (choose 1)
	70		
			Watch Day 8 video // Read Day 8 text Complete Analyzing Literature: Mood Complete Playing with Language: Metaphor
Week 15	71		
		<b>Literary Response Essay</b> Watch Lesson 1 video (6:12) // Read Lesson 1 text Complete Assignment 1 – Organizing Thoughts	Read Day 9 text Complete Theatrical Connection: Set Design
	72		
		Watch Lesson 2 video (5:11) // Read Lesson 2 text Complete Assignment 2 – Organizing Essay Paragraphs	<b>Act Three</b> Read Day 10 text Introduction Analyzing Literature: Conflict Preview and Read ♦ <i>Read Act Three</i>
	73		
		Watch Lesson 3 video (3:45) // Read Lesson 3 text Complete Assignment 3 – Drafting Opening Paragraph	Read Day 11 text (page 1) Complete Check Comprehension Complete In the Audience Complete Think Critically
74			
	Watch Lesson 4 video (5:00) // Read Lesson 4 text Start Assignment 4 – Drafting Body Paragraphs	Watch Day 11 video // Read Day 11 text (page 2) Complete Analyzing Literature: Conflict (℞) Complete Dive Deeper	

	75		75	
		* Rewatch Lesson 4 video (5:00) // Reread Lesson 4 text Finish Assignment 4 – Drafting Body Paragraphs		Watch Day 12 video // Read Day 12 text Complete Analyzing Literature: Symbol Complete Playing with Language: Alliteration
Week 16	76		76	
		Watch Lesson 5 video (4:37) // Read Lesson 5 text Complete Assignment 5 – Drafting Closing Paragraph		Read Day 13 text Complete Theatrical Connection: Staging
	77		77	
		Watch Lesson 6 video (3:30) // Read Lesson 6 text Complete Assignment 6 – Revise		<b>Act Four</b> Read Day 14 text Introduction Analyzing Literature: Meter Preview and Read ♦ <i>Read Act Four</i>
	78		78	
		Watch Lesson 7 video (0:42) // Read Lesson 7 text Complete Assignment 7A – Edit and Publish		Read Day 15 text (page 1) Complete Check Comprehension Complete In the Audience Complete Think Critically
	79		79	
	No assignment		Watch Day 15 video // Read Day 15 text (page 2) Complete Analyzing Literature: Meter (℞) Complete Dive Deeper (choose 1)	
80		80		
	No assignment		Watch Day 16 video // Read Day 16 text Complete Analyzing Literature: Allusion Complete Connection Reflection	

Week 17	81		81	
		* <b>Repeat Expository Essay</b> Complete Assignment 7B		Read Day 17 text Complete Playing with Language: Equivocation Complete Theatrical Connection: Performance
	82		82	
		Continue Assignment 7B		<i>Act Five</i> Read Day 18 text Introduction Analyzing Literature: Character Archetypes Preview and Read ◆ <i>Read Act Five</i>
	83		83	
		Continue Assignment 7B		Read Day 19 text (page 1) Complete Check Comprehension Complete In the Audience Complete Think Critically
	84		84	
	Continue Assignment 7B		Watch Day 19 video // Read Day 19 text (page 2) Complete Analyzing Literature: Character Archetypes (℞) Complete Dive Deeper (choose 1)	
85		85		
	Continue Assignment 7B		Watch Day 20 video // Read Day 20 text Complete Analyzing Literature: Theme Complete Connection Reflection	
Week 18	86	One-Week Break	86	
				Read Day 21 text Complete Theatrical Connection: Advertisement
	87		87	
				Study for Drama Unit Summative Assessment

	88		88	
				Study for Drama Unit Summative Assessment
	89		89	
				Start Drama Unit Summative Assessment (℞)
	90		90	
				Finish Drama Unit Summative Assessment (℞)
Week 19	91		91	
		<b>Compare and Contrast Essay</b> Watch Lesson 1 video (4:09) // Read Lesson 1 text Complete Assignment 1 – Organizing Thoughts		Begin Drama Culminating Activity
	92		92	
		Watch Lesson 2 video (4:55) // Read Lesson 2 text Complete Assignment 2 – Organizing Essay Paragraphs		Continue Drama Culminating Activity
	93		93	
		Watch Lesson 3 video (4:14) // Read Lesson 3 text Complete Assignment 3 – Drafting Opening Paragraph		Continue Drama Culminating Activity
	94		94	
		Watch Lesson 4 video (4:31) // Read Lesson 4 text Start Assignment 4 – Drafting Body Paragraphs		Continue Drama Culminating Activity
95		95		
	* Rewatch Lesson 4 video (4:31) // Reread Lesson 4 text Finish Assignment 4 – Drafting Body Paragraphs			Finish Drama Culminating Activity
Week 20	96		96	
		Watch Lesson 5 video (2:22) // Read Lesson 5 text Complete Assignment 5 – Drafting Closing Paragraph		

	97		97	One-Week Break
		Watch Lesson 6 video (2:32) // Read Lesson 6 text Complete Assignment 6 – Revise		
	98		98	
		Watch Lesson 7 video (0:57) // Read Lesson 7 text Complete Assignment 7A – Edit and Publish		
	99		99	
		No assignment		
Week 21	100		100	<p style="text-align: center;"><b>NOVEL UNIT</b></p> <p><i>Lord of the Flies</i> Watch Day 1 video // Read Day 1 text Introduction Meet the Author</p>
		No assignment		
	101		101	
		* <b>Repeat Persuasive Essay</b> Complete Assignment 7B		
	102		102	
		Continue Assignment 7B		
	103		103	
		Continue Assignment 7B		<i>Section One</i> Read Day 3 text Introduction Analyzing Literature: Characterization * Complete Reading Focus: Monitor * Complete Vocabulary ♦ <i>Read Chapters 1-2</i>
	104		104	
		Continue Assignment 7B		Watch Day 4 video // Read Day 4 text ↓↓



				Complete Check Comprehension Complete Analyzing Literature: Characterization (℞)
	105		105	
		Continue Assignment 7B		Read Day 5 text Complete Dive Deeper (choose 2) Complete Connection Reflection * Complete Discussion
Week 22	106	One-Week Break	106	
				Read Day 6 text Complete Create Your Own Society Project: Establish Natural Environment
	107		107	
				<b><i>Section Two</i></b> Read Day 7 text Introduction Analyzing Literature: Conflict * Complete Reading Focus: Making Connections * Complete Vocabulary ◆ <i>Read Chapters 3-4</i>
	108		108	
				Watch Day 8 video // Read Day 8 text Complete Check Comprehension Complete Analyzing Literature: Conflict (℞)
	109		109	
				Read Day 9 text Complete Dive Deeper (choose 2) Complete Think Critically * Complete Discussion

	110		110	
				Read Day 10 text Complete Create Your Own Society Project: Establish Priorities, Rules, and Morals
Week 23	111		111	
		<b>Timed Essay</b> Watch Lesson 1 video (4:47) // Read Lesson 1 text		<b>Section Three</b> Read Day 11 text Introduction Analyzing Literature: Theme * Complete Reading Focus: Compare and Contrast * Complete Vocabulary ◆ <i>Read Chapters 5-6</i>
	112		112	
		Watch Lesson 2 video (6:23) // Read Lesson 2 text		Watch Day 12 video // Read Day 12 text Complete Check Comprehension Complete Analyzing Literature: Theme (℞)
	113		113	
		Watch Lesson 3 video (4:07) // Read Lesson 3 text Complete Assignment 3 – Timed Essay		Read Day 13 text Complete Dive Deeper (choose 2) Complete Think Critically * Complete Discussion
	114		114	
		No assignment		Read Day 14 text Complete Create Your Own Society Project: Think About Your Leadership
115		115		
	No assignment		<b>Section Four</b> Read Day 15 text Introduction ↓↓	

				Analyzing Literature: Symbol * Complete Reading Focus: Visualization * Complete Vocabulary ◆ <i>Read Chapters 7-8</i>
Week 24	116		116	
		* <b>Repeat Literary Response Essay</b> Complete Assignment 7B		Watch Day 16 video // Read Day 16 text Complete Check Comprehension Complete Analyzing Literature: Symbol (℞)
	117		117	
		Continue Assignment 7B		Read Day 17 text Complete Dive Deeper (choose 2) Complete Connection Reflection * Complete Discussion
	118		118	
		Continue Assignment 7B		Read Day 18 text Complete Create Your Own Society Project: Establish Consequences and Punishments
	119		119	
		Continue Assignment 7B		<b>Section Five</b> Read Day 19 text Introduction Analyzing Literature: Allegory * Complete Reading Focus: Author's Purpose * Complete Vocabulary ◆ <i>Read Chapters 9-10</i>
120		120		
	Continue Assignment 7B		Watch Day 20 video // Read Day 20 text Complete Check Comprehension Complete Analyzing Literature: Allegory (℞)	

Week 25	121	One-Week Break	121		
				Read Day 21 text Complete Dive Deeper (choose 2) Complete Think Critically * Complete Discussion	
	122		122		Read Day 22 text Complete Create Your Own Society Project: Create Holidays, Rituals, or Traditions
	123		123		<b>Section Six</b> Read Day 23 text Introduction Analyzing Literature: Irony * Complete Reading Focus: Making Predictions * Complete Vocabulary ♦ <i>Read Chapters 11-12</i>
	124		124		Watch Day 24 video // Read Day 24 text Complete Check Comprehension Complete Analyzing Literature: Irony (℞)
	125		125		Read Day 25 text Complete Dive Deeper (choose 2) Complete Connection Reflection * Complete Discussion

Week 26	126		126	
		<b>* Repeat Compare and Contrast Essay</b> Complete Assignment 7B		Read Day 26 text Complete Create Your Own Society Project: Establish Government
	127		127	
		Continue Assignment 7B		Study for Novel Unit Summative Assessment
	128		128	
		Continue Assignment 7B		Study for Novel Unit Summative Assessment
	129		129	
		Continue Assignment 7B		Complete Novel Unit Summative Assessment (℞)
Week 27	130		130	
		Continue Assignment 7B		No assignment
	131		131	
		<b>* Repeat Timed Essay</b> Complete Assignment 3 (using a different prompt)		Begin Novel Culminating Activity
	132		132	
		No assignment		Continue Novel Culminating Activity
	133		133	
		No assignment OR Repeat Timed Essay (using a different prompt)		Continue Novel Culminating Activity
Week 28	134		134	
		No assignment		Continue Novel Culminating Activity
	135		135	
		No assignment		Finish Novel Culminating Activity
	136		136	
				<b>POETRY UNIT</b> <i>Poetry Introduction</i> Watch Day 1 video // Read Day 1 text


	137	One-Week Break	137		
				Watch Day 2 video // Read Day 2 text	
	138		138		
				Watch Day 3 video // Read Day 3 text	
	139		139		
				Watch Day 4 video // Read Day 4 text	
	140		140		
				Watch Day 5 video // Read Day 5 text	
Week 29	141	<b>SECTION 4: RESEARCH PAPER</b> <b>Research Paper</b> Watch Lesson 1 video (6:43) // Read Lesson 1 text	141		
				Watch Day 6 video // Read Day 6 text	
	142		142		
			Watch Lesson 2 video (3:12) // Read Lesson 2 text Complete Assignment 2 – Choose and Narrow Topic		<i>“Who’s for the Game?”</i> / <i>“Dulce et Decorum Est”</i> Read Day 1 text Introduction Meet the Authors Complete Capturing the Context
	143		143		
			Watch Lesson 3 video (2:21) // Read Lesson 3 text Complete Assignment 3 – Research Questions		Watch Day 2 video // Read Day 2 text ♦ Read <i>“Who’s for the Game?”</i> and <i>“Dulce et Decorum Est”</i> Complete Analyzing Figurative Language (℞) Complete Element of Poetry: Rhythm & Voice (℞)
	144	144			
	Watch Lesson 4 video (5:54) // Read Lesson 4 text		Read Day 3 text Complete Main Idea Complete Think About It Complete Connection Reflection		

Week 30	145		145	
		Watch Lesson 5 video (7:23) // Read Lesson 5 text		Read Day 4 text Complete <u>one</u> of the following: Writing Connection OR <input type="checkbox"/> One (1) Breaking Boundaries
	146		146	
		Watch Lesson 6 video (2:36) // Read Lesson 6 text Start Assignment 6 – Research		<b><i>“Ode to the Moon” / “Ode to a Large Tuna in the Market”</i></b> Read Day 1 text Introduction Meet the Authors Complete Capturing the Context
	147		147	
		Continue Assignment 6 – Research		Watch Day 2 video // Read Day 2 text ◆ Read <i>“Ode to the Moon”</i> and <i>“Ode to a Large Tuna in the Market”</i> Complete Analyzing Figurative Language (℞) Complete Element of Poetry: Mood/Tone (℞)
148		148		
	Continue Assignment 6 – Research		Read Day 3 text Complete Main Idea Complete Think About It Complete Connection Reflection	
149		149		
	Continue Assignment 6 – Research		Read Day 4 text Complete <u>one</u> of the following: Writing Connection OR <input type="checkbox"/> One (1) Breaking Boundaries	

	150		150	
		Complete Assignment 6 – Research		No assignment
Week 31	151		151	
		Watch Lesson 7 video (4:03) // Read Lesson 7 text Complete Assignment 7 – Thesis and Outline		<b><i>“Paul Revere’s Ride” / “Alexander Hamilton”</i></b> Read Day 1 text Introduction Meet the Authors Complete Capturing the Context
	152		152	
		Watch Lesson 8 video (8:11) // Read Lesson 8 text Complete Assignment 8 – In-Text Citations		Watch Day 2 video // Read Day 2 text ♦ Read <i>“Paul Revere’s Ride”</i> and <i>“Alexander Hamilton”</i> Complete Analyzing Figurative Language (℞) Complete Element of Poetry: Sound Devices & Diction (℞)
	153		153	
		Watch Lesson 9 video (5:58) // Read Lesson 9 text Complete Assignment 9 – Draft Introduction		Read Day 3 text Complete Main Idea Complete Think About It Complete Connection Reflection
	154		154	
	Watch Lesson 10 video (3:25) // Read Lesson 10 text Complete Assignment 10 – Organizing Body Paragraphs		Read Day 4 text Complete <u>one</u> of the following: Writing Connection OR <input type="checkbox"/> One (1) Breaking Boundaries	
155		155		
	No assignment		No assignment	



Week 32	156	Watch Lesson 11 video (5:36) // Read Lesson 11 text Complete Assignment 11 – Drafting Body Paragraphs	156	<i>“The Starry Night” / “Empty Chairs”</i> Read Day 1 text Introduction Meet the Authors Complete Capturing the Context
	157	Continue Assignment 11 – Drafting Body Paragraphs	157	Watch Day 2 video // Read Day 2 text ♦ Read <i>“The Starry Night”</i> and <i>“Empty Chairs”</i> Complete Analyzing Figurative Language (℞) Complete Element of Poetry: Ekphrasis (℞)
	158	Continue Assignment 11 – Drafting Body Paragraphs	158	Read Day 3 text Complete Main Idea Complete Think About It Complete Connection Reflection
	159	Continue Assignment 11 – Drafting Body Paragraphs	159	Read Day 4 text Complete <u>one</u> of the following: Writing Connection OR <input type="checkbox"/> One (1) Breaking Boundaries
	160	Watch Lesson 12 video (4:35) // Read Lesson 12 text Complete Assignment 12 – Draft Closing Paragraph	160	No assignment
	Week 33	161	Watch Lesson 13 video (3:45) // Read Lesson 13 text Complete Assignment 13 – Revise	161

			Meet the Authors Complete Capturing the Context
	162	162	
	Continue Assignment 13 – Revise		Watch Day 2 video // Read Day 2 text ♦ Read “Where did the handsome beloved go?” and “Ghazal: America the Beautiful” Complete Analyzing Figurative Language (℞) Complete Element of Poetry: Ghazal (℞)
	163	163	
	Watch Lesson 14 video (0:58) // Read Lesson 14 text Complete Assignment 14 – Edit and Publish		Read Day 3 text Complete Main Idea Complete Think About It Complete Connection Reflection
	164	164	
	Continue Assignment 14 – Edit and Publish		Read Day 4 text Complete <u>one</u> of the following: Writing Connection OR <input type="checkbox"/> One (1) Breaking Boundaries
	165	165	
	No assignment		No assignment
Week 34	166	166	
	Watch Lesson 15 video (3:27) // Read Lesson 15 text Complete Assignment 15 – Citing Sources		Study for Poetry Unit Summative Assessment
	167	167	
	 Watch Lesson 16 video (4:45) // Read Lesson 16 text Complete Assignment 16 – Adding a Title Page and Outline		Study for Poetry Unit Summative Assessment

168		168	
	Watch End of Year video (1:38)		Complete Poetry Unit Summative Assessment ♦ Read “ <i>The New Colossus</i> ” ♦ Read “ <i>Digging</i> ” ♦ Read “ <i>From Blossoms</i> ”
169		169	
	No assignment		No assignment OR Continue Poetry Unit Summative Assessment
170		170	
	No assignment		No assignment OR Finish Poetry Unit Summative Assessment