

Optional 34-Week Essentials in Writing/Essentials in Literature Plan Level 9

IMPORTANT: Prior to beginning, watch the preliminary videos about how to use the curriculum as well as read all the Curriculum Information in the Teacher Handbook.

Below are suggested daily pacing guides for an **average Level 9 track**. Alternative plans for a **remedial track** for Essentials in Literature are available for download at essentialsinwriting.com.

Please note that students can complete Essentials in Literature activities in a variety of ways (written answers, verbal answer, discussion with other students, etc.).


Symbol Key is located on the footer of each page.

		Essentials in Writing			Essentials in Literature
Week 1	1		1		
		SECTION 1: SENTENCES Watch Lesson 1 video (length: 5:44) // Read Lesson 1 text Complete Assignment 1A		FICTION UNIT <i>Analyzing Fiction</i> Watch Day 1 video (length: 4:15) // Read Day 1 text	
	2		2		
		* Rewatch Lesson 1 video (5:44) // Reread Lesson 1 text Complete Assignment 1B			Watch Day 2 video (5:24) // Read Day 2 text
	3		3		
		Watch Lesson 2 video (7:50) // Read Lesson 2 text Complete Assignment 2A			Watch Day 3 video (4:44) // Read Day 3 text
	4		4		
		* Rewatch Lesson 2 video (7:50) // Reread Lesson 2 text Complete Assignment 2B			Watch Day 4 video (4:47) // Read Day 4 text
5		5			
	Watch Lesson 3 video (5:00) // Read Lesson 3 text Complete Assignment 3			Watch Day 5 video (7:56) // Read Day 5 text	
Week 2	6		6		
		Watch Lesson 4 video (6:00) // Read Lesson 4 text Complete Assignment 4A			Watch Day 6 video (4:46) // Read Day 6 text
	7		7		
	* Rewatch Lesson 4 video (6:00) // Reread Lesson 4 text Complete Assignment 4B			<i>“The Secret Life of Walter Mitty”</i> Read Day 1 text Meet the Author Complete Research Activity	

* only complete as necessary

◆ locate material online or in library

□ may need to prepare/introduce in advance

 can be submitted to the EIW Scoring Service


	8		8	
		Watch Lesson 5 video (3:05) // Read Lesson 5 text Complete Assignment 5		Watch Day 2 video (2:52) // Read Day 2 text * Complete Vocabulary Analyzing Literature: Point of View
	9		9	
		Watch Lesson 6 video (6:59) // Read Lesson 6 text Complete Assignment 6A		Watch Day 3 video (2:53) // Read Day 3 text Access the Backdrop Making Life's Connections ◆ Read " <i>The Secret Life of Walter Mitty</i> " Complete Reading Focus: Visualizing
	10		10	
		* Rewatch Lesson 6 video (6:59) // Reread Lesson 6 text Complete Assignment 6B		Watch Day 4 video (4:40) // Read Day 4 text Complete Analyzing Literary Elements (choose 3) Complete Check Comprehension Complete Connection Reflection (choose 2)
Week 3	11		11	
		Watch Lesson 7 video (3:22) // Read Lesson 7 text Complete Assignment 7A		Watch Day 5 video (4:06) // Read Day 5 text Complete Analyzing Figurative Language Complete <u>one</u> of the following: <input type="checkbox"/> One (1) Extended Activity Writing Connection
	12		12	
		* Rewatch Lesson 7 video (3:22) // Reread Lesson 7 text Complete Assignment 7B		Watch video lesson for Independent Practice (3:28) Complete " <i>The Secret Life of Walter Mitty</i> " Independent Practice
	13		13	
		Watch Lesson 8 video (5:19) // Read Lesson 8 text Complete Assignment 8		"The Most Dangerous Game" Read Day 1 text Meet the Author Complete Research Activity
	14		14	
		* Repeat Assignments 1B and 2B		Watch Day 2 video (3:16) // Read Day 2 text * Complete Vocabulary Analyzing Literature: Plot

	15		15	
		* Repeat Assignments 4B and 6B		Watch Day 3 video (1:46) // Read Day 3 text Access the Backdrop Making Life's Connections ◆ Read "The Most Dangerous Game" Complete Reading Focus: Drawing Conclusions
Week 4	16	SECTION 2: PARAGRAPHS Watch Lesson 1 video (6:09) // Read Lesson 1 text Complete Assignment 1A	16	Watch Day 4 video (2:19) // Read Day 4 text Complete Analyzing Literary Elements (choose 3) Complete Check Comprehension Complete Connection Reflection (choose 2)
	17	* Rewatch Lesson 1 video (6:09) // Reread Lesson 1 text Complete Assignment 1B	17	Watch Day 5 video (2:14) // Read Day 5 text Read Plot Device: Poetic Justice Complete <u>one</u> of the following: <input type="checkbox"/> One (1) Extended Activity Writing Connection
	18	Watch Lesson 2 video (7:21) // Read Lesson 2 text Complete Assignment 2	18	Complete "The Most Dangerous Game" Independent Practice
	19	Watch Lesson 3 video (11:43) // Read Lesson 3 text Complete Assignment 3A	19	"Born Worker" Read Day 1 text Meet the Author Complete Research Activity
	20	* Rewatch Lesson 3 video (11:43) // Reread Lesson 3 text Complete Assignment 3B	20	Watch Day 2 video (2:48) // Read Day 2 text * Complete Vocabulary Analyzing Literature: Character Traits
	21	Watch Lesson 4 video (8:24) // Read Lesson 4 text Complete Assignment 4	21	Watch Day 3 video (1:28) // Read Day 3 text Access the Backdrop Making Life's Connections ◆ Read "Born Worker" Complete Reading Focus: Identify Sequence
	Week 5			

* only complete as necessary

◆ locate material online or in library

may need to prepare/introduce in advance


 can be submitted to the EIW Scoring Service



	22		22	
		Watch Lesson 5 video (6:57) // Read Lesson 5 text Complete Assignment 5A		Watch Day 4 video (2:45) // Read Day 4 text Complete Analyzing Literary Elements (choose 3) Complete Check Comprehension Complete Connection Reflection (choose 2)
	23		23	
		* Rewatch Lesson 5 video (6:57) // Reread Lesson 5 text Complete Assignment 5B		Watch Day 5 video (2:40) // Read Day 5 text Analyzing Figurative Language Complete <u>one</u> of the following: <input type="checkbox"/> One (1) Extended Activity Writing Connection
	24		24	
		* Repeat Assignment 3B – Plan (using a different prompt)		Complete “Born Worker” Independent Practice
25		25		
	* Repeat Assignment 3B – Draft		“The Monkey’s Paw” Read Day 1 text Meet the Author Complete Research Activity	
Week 6	26		26	
		Watch Lesson 6 video (10:57) // Read Lesson 6 text Complete Assignment 6		Watch Day 2 video (2:03) // Read Day 2 text * Complete Vocabulary Analyzing Literature: Mood
	27		27	
		Watch Lesson 7 video (10:49) // Read Lesson 7 text Complete Assignment 7A		Watch Day 3 video (2:14) // Read Day 3 text Access the Backdrop Making Life’s Connections ◆ Read “The Monkey’s Paw” Complete Reading Focus: Making Predictions
	28		28	
		* Rewatch Lesson 7 video (10:49) // Reread Lesson 7 text Complete Assignment 7B		Watch Day 4 video (3:16) // Read Day 4 text Complete Analyzing Literary Elements (choose 3) Complete Check Comprehension Complete Connection Reflection (choose 2)
29		29		
	* Repeat Assignment 5B – Plan (using a different prompt)		Watch Day 5 video (2:21) // Read Day 5 text Complete Analyzing Figurative Language Complete <u>one</u> of the following: ↓↓	

* only complete as necessary

◆ locate material online or in library

may need to prepare/introduce in advance


 can be submitted to the EIW Scoring Service

				□ One (1) Extended Activity Writing Connection
	30		30	
		* Repeat Assignment 5B – Draft		Complete “The Monkey’s Paw” Independent Practice
Week 7	31		31	
		Watch Lesson 8 video (8:01) // Read Lesson 8 text Complete Assignment 8		“A White Heron” Read Day 1 text Meet the Author Complete Research Activity
	32		32	
		Watch Lesson 9 video (8:37) // Read Lesson 9 text Complete Assignment 9A		Watch Day 2 video (3:19) // Read Day 2 text * Complete Vocabulary Analyzing Literature: Symbolism
	33		33	
		* Rewatch Lesson 9 video (8:37) // Reread Lesson 9 text Complete Assignment 9B		Watch Day 3 video (3:05) // Read Day 3 text Access the Backdrop Making Life’s Connections ◆ Read “A White Heron” Complete Reading Focus: Visualizing
	34		34	
	* Repeat Assignment 7B – Plan (using a different prompt)		Watch Day 4 video (2:39) // Read Day 4 text Complete Analyzing Literary Elements (choose 3) Complete Check Comprehension Complete Connection Reflection (choose 2)	
35		35		
	* Repeat Assignment 7B – Draft		Watch Day 5 video (3:48) // Read Day 5 text Complete Analyzing Figurative Language Complete <u>one</u> of the following: □ One (1) Extended Activity Writing Connection	
Week 8	36		36	
		Watch Lesson 10 video (8:39) // Read Lesson 10 text Complete Assignment 10		Complete “A White Heron” Independent Practice
	37		37	
	* Repeat Assignment 9B – Plan (using a different prompt)		“The Bet” Read Day 1 text Meet the Author ↓↓	

* only complete as necessary

◆ locate material online or in library

□ may need to prepare/introduce in advance


 can be submitted to the EIW Scoring Service

			Complete Research Activity
	38		38
		* Repeat Assignment 9B – Draft	Watch Day 2 video (1:56) // Read Day 2 text * Complete Vocabulary Analyzing Literature: Flashback
	39		39
		* Repeat Assignment 10 (Letter D)	Watch Day 3 video (2:36) // Read Day 3 text Access the Backdrop Making Life’s Connections ♦ Read “ <i>The Bet</i> ” Complete Reading Focus: Author’s Purpose
	40		40
		No assignment	Watch Day 4 video (2:35) // Read Day 4 text Complete Analyzing Literary Elements (choose 3) Complete Check Comprehension Complete Connection Reflection (choose 2)
Week 9	41	One-Week Break	41
			Watch Day 5 video (3:07) // Read Day 5 text Read Plot Device: Chekhov’s Gun Complete <u>one</u> of the following: <input type="checkbox"/> One (1) Extended Activity Writing Connection
	42		42
			Complete “The Bet” Independent Practice
	43		43
			Study for Fiction Summative Assessment
	44		44
			Study for Fiction Summative Assessment
	45	45	
		<input type="checkbox"/> Complete Fiction Summative Assessment (♦ Read “ <i>Blues Ain’t No Mockin’ Bird</i> ”)	
Week 10	46		46
		SECTION 3: ESSAYS Watch Lesson 1 video (7:02) // Read Lesson 1 text	NONFICTION UNIT <i>Analyzing Nonfiction</i> Watch Day 1 video (4:06) // Read Day 1 text

* only complete as necessary

♦ locate material online or in library

may need to prepare/introduce in advance


 can be submitted to the EIW Scoring Service

	47		47	
		Watch Lesson 2 video (5:44) // Read Lesson 2 text		Watch Day 2 video (4:37) // Read Day 2 text
	48		48	
		Personal Essay Watch Lesson 3 video (7:58) // Read Lesson 3 text Complete Assignment 3 – Organize Thoughts		Watch Day 3 video (4:21) // Read Day 3 text
	49		49	
		Watch Lesson 4 video (8:21) // Read Lesson 4 text Complete Assignment 4 – Organize Body Paragraphs		Watch Day 4 video (4:30) // Read Day 4 text
	50		50	
	No assignment		No assignment	
Week 11	51		51	
		Watch Lesson 5 video (8:50) // Read Lesson 5 text Complete Assignment 5 – Drafting Opening Paragraph		Charles Martel Biography Read Day 1 text Pre-reading Activity: Scope, Strategy, and Success Complete Research Activity
	52		52	
		Watch Lesson 6 (6:46) // Read Lesson 6 text Complete Assignment 6 – Drafting Body Paragraphs		Watch Day 2 video (3:30) // Read Day 2 text Access the Backdrop Making Life’s Connection
	53		53	
		Watch Lesson 7 video (2:44) // Read Lesson 7 text Complete Assignment 7 – Drafting Closing Paragraph		Watch Day 3 video (8:48) // Read Day 3 text Reading to Learn Reading Activity: Structure, Simplicity, Synergy Complete Reading to Learn: Taking Notes ◆ <i>Read Charles Martel Biography</i>
	54		54	
		Watch Lesson 8 video (6:08) // Read Lesson 8 text Complete Assignment 8 – Revise		Watch Day 4 video (2:56) // Read Day 4 text Complete Reading to Learn: Taking Notes Complete Writing Connection
55		55		
	 Watch Lesson 9 video (2:35) // Read Lesson 9 text Complete Assignment 9A – Edit and Publish		No assignment	
Week 12	56		56	
		Persuasive Essay Watch Lesson 1 video (6:56) // Read Lesson 1 text ↓↓		“The Origin of Blue Jeans” Read Day 1 text ↓↓

* only complete as necessary

◆ locate material online or in library

□ may need to prepare/introduce in advance

 can be submitted to the EIW Scoring Service


	Complete Assignment 1 – Organizing Thoughts		Pre-reading Activity: What Do You Know? Complete Research Activity
57		57	
	Watch Lesson 2 video (8:46) // Read Lesson 2 text Complete Assignment 2 – Organizing Essay Paragraphs		Watch Day 2 video (4:11) // Read Day 2 text Reading to Learn: Reading Comprehension
58		58	
	Watch Lesson 3 video (7:22) // Read Lesson 3 text Complete Assignment 3 – Drafting Opening Paragraph		Watch Day 3 video (2:21) // Read Day 3 text Access the Backdrop Making Life’s Connections Complete Reading to Learn: Self-Monitoring ◆ Read “The Origin of Blue Jeans”
59		59	
	Watch Lesson 4 video (7:06) // Read Lesson 4 text Complete Assignment 4 – Drafting Body Paragraphs		Watch Day 4-5 video (1:55) // Read Day 4-5 text Complete Analyzing an Article
60		60	
	No assignment OR Continue Assignment 4		Complete Check Comprehension
61		61	
	Watch Lesson 5 video (4:07) // Read Lesson 5 text Complete Assignment 5 – Drafting Closing Paragraph		“Farewell Letter to the Pilgrims” Read Day 1 text Meet the Author Complete Research Activity
62		62	
	Watch Lesson 6 video (5:37) // Read Lesson 6 text Complete Assignment 6 – Revise		Watch Day 2 video (2:42) // Read Day 2 text * Complete Vocabulary Analyzing Literature: Letters
63		63	
	 Watch Lesson 7 video (1:55) // Read Lesson 7 text Complete Assignment 7A – Edit and Publish		Watch Day 3 video (3:22) // Read Day 3 text Access the Backdrop Making Life’s Connections Complete Reading Focus: Making Connections ◆ Read “Farewell Letter to the Pilgrims”
64		64	
	No assignment		Watch Day 4-5 video (3:15) // Read Day 4-5 text Complete Analyzing Literary Elements (choose 3) Complete Check Comprehension Complete Connection Reflection (choose 2)

Week 13

* only complete as necessary

◆ locate material online or in library

□ may need to prepare/introduce in advance


 can be submitted to the EIW Scoring Service


	65		65	
		No assignment		Complete Analyzing Literary Elements: Diction Complete <u>one</u> of the following: <input type="checkbox"/> One (1) Extended Activity Writing Connection
Week 14	66		66	
		* Repeat Personal Essay Complete Assignment 9B		Book Review: A Wrinkle in Time Read Day 1 text Meet the Author Research Activity
	67		67	
		Continue Assignment 9B		Watch Day 2 video (2:21) // Read Day 2 text Analyzing Literature: Book Review Reading Focus: Perspective * Complete Vocabulary
	68		68	
		Continue Assignment 9B		Watch Day 3 video (2:18) // Read Day 3 text Access the Backdrop Making Life's Connections Complete Reading Focus: Making Connections ◆ <i>Read Book Review: A Wrinkle in Time</i>
	69		69	
	Continue Assignment 9B		Watch Day 4-5 video (2:33) // Read Day 4-5 text Complete Analyzing Literary Elements (choose 3) Complete Check Comprehension Complete Connection Reflection (choose 2)	
70		70		
	Continue Assignment 9B		Analyzing Literature: Book Review Complete <u>one</u> of the following: <input type="checkbox"/> One (1) Extended Activity Writing Connection	
Week 15	71	One-Week Break	71	
				Study for Nonfiction Summative Assessment
	72		72	
				Study for Nonfiction Summative Assessment
	73		73	

* only complete as necessary

◆ locate material online or in library

may need to prepare/introduce in advance


 can be submitted to the EIW Scoring Service

			<input type="checkbox"/> Complete Nonfiction Summative Assessment (♦ Read “John Steinbeck on Falling in Love: A 1958 Letter”) (♦ Read “The Guardian Review of Mockingbird”)
	74		74
			No assignment
	75		75
			No assignment
Week 16	76		76
		Expository Essay Watch Lesson 1 video (6:44) // Read Lesson 1 text Complete Assignment 1 – Organizing Thoughts	
	77		77
		Watch Lesson 2 video (7:47) // Read Lesson 2 text Complete Assignment 2 – Organizing Essay Paragraphs	
	78		78
		Watch Lesson 3 video (4:24) // Read Lesson 3 text Complete Assignment 3 – Drafting Opening Paragraph	
	79		79
		Watch Lesson 4 video (15:53) // Read Lesson 4 text Complete Assignment 4 – Drafting Body Paragraphs	
	80		80
	No assignment OR Continue Assignment 4		
One-Week Break			
Week 17	81		81
		Watch Lesson 5 video (3:33) // Read Lesson 5 text Complete Assignment 5 – Transitions Between Body Paragraphs	NOVEL UNIT <i>The Hobbit</i> Watch Day 1 video (3:44) // Read Day 1 text Meet the Author Making Life’s Connections
	82		82
		Watch Lesson 6 video (10:20) // Read Lesson 6 text Complete Assignment 6 – Drafting Closing Paragraph	Read Day 2 text Access the Backdrop
	83		83
		Watch Lesson 7 video (9:03) // Read Lesson 7 text Complete Assignment 7 – Revise	Read Day 3 text Access the Backdrop
84		84	
	 Watch Lesson 8 video (2:30) // Read Lesson 8 text ↓↓		Watch Day 4 video (4:39) // Read Day 4 text ↓↓

* only complete as necessary

♦ locate material online or in library

may need to prepare/introduce in advance

 can be submitted to the EIW Scoring Service


	Complete Lesson 8A – Edit and Publish		Analyzing Literature: Characters Complete Reading Focus: Skimming and Scanning
85		85	
	No assignment		Section One Watch Day 5 video (3:53) // Read Day 5 text * Complete Vocabulary Reading Focus: Characters ◆ <i>Start reading Chapters 1-4</i> Start While You Read: Event Log
86		86	
	* Repeat Persuasive Essay Complete Assignment 7B		◆ <i>Continue reading Chapters 1-4</i> Continue While You Read: Event Log Watch Day 6 video (3:30) // Read Day 6 text Complete Reading Focus: Character List Complete Reading Focus: Character Traits
87		87	
	Continue Assignment 7B		◆ <i>Finish reading Chapters 1-4</i> Finish While You Read: Event Log Watch Day 7 video (3:36) // Read Day 7 text Complete Analyzing Literature: Character Motives Complete Analyzing Literature: Character Development
88		88	
	Continue Assignment 7B		Section Two Watch Day 8 video (2:39) // Read Day 8 text * Complete Vocabulary Reading Focus: Setting and Mood ◆ <i>Start reading Chapters 5-7</i> Start While You Read: Event Log
89		89	
	Continue Assignment 7B		◆ <i>Continue reading Chapters 5-7</i> Continue While You Read: Event Log Watch Day 9 video (2:00) // Read Day 9 text Complete Reading Focus: Setting and Mood
90		90	
	Continue Assignment 7B		◆ <i>Continue reading Chapters 5-7</i> Continue While You Read: Event Log Watch Day 10 video (3:18) // Read Day 10 text ↓↓

Week 18


* only complete as necessary

◆ locate material online or in library

□ may need to prepare/introduce in advance

 can be submitted to the EIW Scoring Service


				Complete Analyzing Literature: Character Relations
Week 19	91		91	
		Compare and Contrast Essay Watch Lesson 1-1 video (7:45) and Lesson 1-2 video (4:02) // Read Lesson 1 text Complete Assignment 1 Part 1 and Part 2 – Organizing Thoughts		♦ <i>Continue reading Chapters 5-7</i> Continue While You Read: Event Log Watch Day 11 video (2:20) // Read Day 11 text Complete Analyzing Literature: Internal and External Conflict
	92		92	
		Watch Lesson 2 video (11:35) // Read Lesson 2 text Complete Assignment 2 – Organizing Essay Paragraphs		♦ <i>Finish reading Chapters 5-7</i> Finish While You Read: Event Log Watch Day 12 video (3:39) // Read Day 12 text Complete Connection Reflection: Written Response (choose one)
	93		93	
		Watch Lesson 3 video (4:50) // Read Lesson 3 text Complete Assignment 3 – Drafting Opening Paragraph		Section Three Watch Day 13 video (2:17) // Read Day 13 text * Complete Vocabulary Reading Focus: Character Development ♦ <i>Start reading Chapters 8-10</i> Start While You Read: Event Log
	94		94	
	Watch Lesson 4 video (6:35) // Read Lesson 4 text Complete Assignment 4 – Drafting Body Paragraphs		♦ <i>Continue reading Chapters 8-10</i> Continue While You Read: Event Log Watch Day 14 video (2:06) // Read Day 14 text Complete Reading Focus: Character Development	
95		95		
	No assignment OR Continue Assignment 4		♦ <i>Continue reading Chapters 8-10</i> Continue While You Read: Event Log Watch Day 15 video (3:12) // Read Day 15 text Complete Analyzing Literature: Connecting to Characters	
Week 20	96		96	
		Watch Lesson 5 video (4:55) // Read Lesson 5 text Complete Assignment 5 – Drafting Closing Paragraph		♦ <i>Finish reading Chapters 8-10</i> Finish While You Read: Event Log Watch Day 16 video (3:14) // Read Day 16 text Complete Analyzing Figurative Language
97		97		
	Watch Lesson 6 video (7:13) // Read Lesson 6 text Complete Assignment 6 – Revise		No assignment	

	98		98	
		Watch Lesson 7 video (0:37) // Read Lesson 7 text Complete Assignment 7A – Edit and Publish		No assignment
	99		99	
		No assignment		No assignment
	100		100	
	No assignment		No assignment	
Week 21	101		101	
		* Repeat Expository Essay Complete Assignment 8B		Section Four Watch Day 17 video (2:24) // Read Day 17 text * Complete Vocabulary Reading Focus: Making Inferences ♦ <i>Start reading Chapters 11-13</i> Start While You Read: Event Log
	102		102	
		Continue Assignment 8B		♦ <i>Continue reading Chapters 11-13</i> Continue While You Read: Event Log Watch Day 18 video (2:39) // Read Day 18 text Complete Reading Focus: Making Inferences
	103		103	
		Continue Assignment 8B		♦ <i>Continue reading Chapters 11-13</i> Continue While You Read: Event Log Watch Day 19 video (3:07) // Read Day 19 text Complete Analyzing Literature: Problem and Solution
	104		104	
	Continue Assignment 8B		♦ <i>Finish reading Chapters 11-13</i> Finish While You Read: Event Log Watch Day 20 video (2:31) // Read Day 20 text Complete Analyzing Literature: Foreshadowing	
105		105		
	Continue Assignment 8B		Section Five Watch Day 21 video (1:56) // Read Day 21 text * Complete Vocabulary Reading Focus: Making Predictions ♦ <i>Start reading Chapters 14-16</i> Start While You Read: Event Log (Complete Day 20 Analyzing Literature: Foreshadowing)	

* only complete as necessary

♦ locate material online or in library

□ may need to prepare/introduce in advance


 can be submitted to the EIW Scoring Service

Week 22	106		106	
		* Repeat Compare and Contrast Essay Complete Assignment 7B		◆ <i>Continue reading Chapters 14-16</i> Continue While You Read: Event Log Watch Day 22 video (4:01) // Read Day 22 text Complete Reading Focus: Making Predictions
	107		107	
		Continue Assignment 7B		◆ <i>Continue reading Chapters 14-16</i> Continue While You Read: Event Log Watch Day 23 video (3:24) // Read Day 23 text Complete Analyzing Literature: Character Archetypes
	108		108	
		Continue Assignment 7B		◆ <i>Finish reading Chapters 14-16</i> Finish While You Read: Event Log Watch Day 24 video (3:56) // Read Day 24 text Complete Analyzing Literature: Point of View
	109		109	
	Continue Assignment 7B		Section Six Watch Day 25 video (4:17) // Read Day 25 text * Complete Vocabulary Reading Focus: Identify Climax ◆ <i>Start reading Chapters 17-19</i> Start While You Read: Event Log	
110		110		
	Continue Assignment 7B		◆ <i>Continue reading Chapters 17-19</i> Continue While You Read: Event Log Watch Day 26 video (2:48) // Read Day 26 text Analyzing Literature: Character Development	
Week 23	111	One-Week Break	111	
				◆ <i>Continue reading Chapters 17-19</i> Continue While You Read: Event Log Watch Day 27 video (1:45) // Read Day 27 text Analyzing Literature: Character Development
	112		112	
				◆ <i>Finish reading Chapters 17-19</i> Finish While You Read: Event Log Watch Day 28 video (3:10) // Read Day 28 text Analyzing Literature: Theme

* only complete as necessary

◆ locate material online or in library

□ may need to prepare/introduce in advance


 can be submitted to the EIW Scoring Service

	113		113	
				Watch Day 29 video (4:29) // Read Day 29 text Complete Critical Thinking: Written Response (choose one)
	114		114	
				Study for Novel Summative Assessment
	115		115	
				Study for Novel Summative Assessment
Week 24	116		116	
		* Repeat Personal Essay Complete Assignment 9B (new prompt)		Complete Novel Summative Assessment
	117		117	
		Continue Assignment 9B		Watch Culminating Activity video (3:26) Begin Novel Culminating Activity
	118		118	
		Continue Assignment 9B		Continue Novel Culminating Activity
	119		119	
		Continue Assignment 9B		Continue Novel Culminating Activity
120		120		
	Continue Assignment 9B		Continue Novel Culminating Activity	
Week 25	121		121	One-Week Break OR Finish Novel Culminating Activity
		* Repeat Persuasive Essay Complete Assignment 7B (new prompt)		
	122		122	
		Continue Assignment 7B		
	123		123	
		Continue Assignment 7B		
	124		124	
		Continue Assignment 7B		
125		125		
	Continue Assignment 7B			
Week 26	126		126	
		* Repeat Expository Essay Complete Assignment 7B (new prompt)		POETRY UNIT <i>Analyzing Poetry</i> Watch Day 1 video (8:51) // Read Day 1 text

* only complete as necessary

◆ locate material online or in library

□ may need to prepare/introduce in advance

 can be submitted to the EIW Scoring Service

	127		127	
		Continue Assignment 7B		Watch Day 2 video (5:53) // Read Day 2 text
	128		128	
		Continue Assignment 7B		Watch Day 3 video (3:32) // Read Day 3 text
	129		129	
		Continue Assignment 7B		Watch Day 4 video (5:22) // Read Day 4 text
	130		130	
	Continue Assignment 7B		No assignment	
Week 27	131		131	
		* Repeat Compare and Contrast Essay Complete Assignment 7B (new prompt)		“Dreams” Read Day 1 text Meet the Author Making Life’s Connections
	132		132	
		Continue Assignment 7B		Watch Day 2 video (3:44) // Read Day 2 text Access the Backdrop Analyzing Figurative Language: Metaphor Elements of Poetry: Mood and Tone ◆ <i>Read “Dreams”</i> Complete Analyzing Figurative Language: Metaphor Complete Comprehend and Connect (choose 3)
	133		133	
		Continue Assignment 7B		Watch Day 3 video (3:39) // Read Day 3 text Complete Elements of Poetry: Mood and Tone
	134		134	
	Continue Assignment 7B		Read Day 4 text Complete <u>one</u> of the following: Writing Poetry Speaking and Listening	
135		135		
	Continue Assignment 7B		Watch Day 5 video (2:19) // Read Day 5 text ◆ <i>Read “Red Roses”</i> Complete Elements of Poetry: Dialect	


Week 28	136	One-Week Break	136	<p>“Still I Rise” Read Day 1 text Meet the Author Making Life’s Connections</p>
	137		137	<p>Watch Day 2 video (4:31) // Read Day 2 text Access the Backdrop Analyzing Figurative Language: Simile Elements of Poetry: Rhythm ♦ Read “Still I Rise” Complete Analyzing Figurative Language: Simile Complete Comprehend and Connect (choose 3)</p>
	138		138	<p>Watch Day 3 video (2:41) // Read Day 3 text Complete Elements of Poetry: Rhythm</p>
	139		139	<p>Read Day 4 text Complete <u>one</u> of the following: Writing Poetry Speaking and Listening</p>
	140		140	<p>Watch Day 5 video (2:10) // Read Day 5 text ♦ Read “Nothing Gold Can Stay” Complete Elements of Poetry: Rhythm</p>
Week 29	141	<p>Research Paper Watch Lesson 1 video (6:34) // Read Lesson 1 text</p>	141	<p>“A Poison Tree” Read Day 1 text Meet the Author Making Life’s Connections</p>
	142	<p>Watch Lesson 2-1 video (6:46) and Lesson 2-2 video (3:48) // Read Lesson 2 text Complete Assignment 2 Parts 1 and 2 – Choose and Narrow Topic</p>	142	<p>Watch Day 2 video (3:26) // Read Day 2 text Access the Backdrop Analyzing Figurative Language: Symbolism Elements of Poetry: Voice ♦ Read “A Poison Tree” Complete Analyzing Figurative Language: Symbolism ↓↓</p>

			Complete Comprehend and Connect (choose 3)
	143		143
		Watch Lesson 3 video (3:35) // Read Lesson 3 text Complete Assignment 3 – Research Questions	Watch Day 3 video (3:49) // Read Day 3 text Complete Elements of Poetry: Voice
	144		144
		Watch Lesson 4 video (4:49) // Read Lesson 4 text	Read Day 4 text Complete <u>one</u> of the following: Writing Poetry Speaking and Listening
	145		145
		Watch Lesson 5 video (7:37) // Read Lesson 5 text	Watch Day 5 video (4:02) // Read Day 5 text ♦ Read “Fire and Ice” Complete Elements of Poetry: Rhyme Scheme
Week 30	146		146
		Watch Lesson 6 video (6:55) // Read Lesson 6 text Start Assignment 6 – Research	“Sonnet 29” Read Day 1 text Meet the Author Making Life’s Connections
	147		147
		Continue Assignment 6 – Research	Watch Day 2 video (6:47) // Read Day 2 text Access the Backdrop Analyzing Figurative Language: Hyperbole Elements of Poetry: Rhyme ♦ Read “Sonnet 29” Complete Analyzing Figurative Language: Hyperbole Complete Comprehend and Connect (choose 3)
	148		148
		Continue Assignment 6 – Research	Watch Day 3 video (4:15) // Read Day 3 text Complete Elements of Poetry: Rhyme Scheme
	149		149
		Continue Assignment 6 – Research	Read Day 4 text Complete <u>one</u> of the following: Writing Poetry Speaking and Listening
150		150	
	Complete Assignment 6 – Research	Watch Day 5 video (1:54) // Read Day 5 text ♦ Read “The Naming of Cats” ↓↓	

* only complete as necessary

♦ locate material online or in library

□ may need to prepare/introduce in advance

 can be submitted to the EIW Scoring Service

				Complete Elements of Poetry: Rhyme Scheme
Week 31	151		151	
		Watch Lesson 7 video (6:37) // Read Lesson 7 text Complete Assignment 7 – Thesis and Outline		“The Wind Begun to Rock the Grass” Read Day 1 text Meet the Author Making Life’s Connections
	152		152	
		Watch Lesson 8 video (8:08) // Read Lesson 8 text Complete Assignment 8 – Draft Introduction		Watch Day 2 video (3:28) // Read Day 2 text Access the Backdrop Analyzing Figurative Language: Personification Elements of Poetry: Diction ♦ Read “The Wind Begin to Rock the Grass” Complete Analyzing Figurative Language: Personification Complete Comprehend and Connect
	153		153	
		Watch Lesson 9 video (5:39) // Read Lesson 9 text Complete Assignment 9 – Organizing Body Paragraphs		Watch Day 3 video (3:13) // Read Day 3 text Complete Elements of Poetry: Diction
	154		154	
		No assignment		Read Day 4 text Complete <u>one</u> of the following: Writing Poetry Speaking and Listening
155		155		
	No assignment		Watch Day 5 video (2:42) // Read Day 5 text ♦ Read “Spring Storm” Complete Elements of Poetry: Diction	
Week 32	156		156	
		Watch Lesson 10 video (9:04) // Read Lesson 10 text Complete Assignment 10 – Drafting Body Paragraphs		“When It Is Snowing” Read Day 1 text Meet the Author Making Life’s Connections
	157		157	
	Continue Assignment 10 – Drafting Body Paragraphs		Watch Day 2 video (3:30) // Read Day 2 text Access the Backdrop Analyzing Figurative Language: Imagery Elements of Poetry: Mood and Tone ♦ Read “When It Is Snowing”	


			Complete Analyzing Figurative Language: Imagery Complete Comprehend and Connect
158		158	
	Continue Assignment 10 – Drafting Body Paragraphs		Watch Day 3 video (3:29) // Read Day 3 text Complete Elements of Poetry: Mood and Tone
159		159	
	Continue Assignment 10 – Drafting Body Paragraphs		Read Day 4 text Complete <u>one</u> of the following: Writing Poetry Speaking and Listening
160		160	
	Watch Lesson 11 video (3:44) // Read Lesson 11 text Complete Assignment 11 – Draft Closing Paragraph		Watch Day 5 video (2:32) // Read Day 5 text ♦ Read “Poppies” Complete Elements of Poetry: Rhyme Scheme
161		161	
	Watch Lesson 12 video (7:06) // Read Lesson 12 text Complete Assignment 12 – Revise		“ <i>The Raven</i> ” Read Day 1 text Meet the Author Making Life’s Connections
162		162	
	Continue Assignment 12 – Revise		Watch Day 2 video (3:51) // Read Day 2 text Access the Backdrop Analyzing Figurative Language: Symbolism Elements of Poetry: Rhythm ♦ Read “The Raven” Complete Analyzing Figurative Language: Symbolism Complete Comprehend and Connect (choose 3)
163		163	
	Watch Lesson 13 video (1:15) // Read Lesson 13 text Complete Assignment 13 – Edit and Publish		Watch Day 3 video (2:20) // Read Day 3 text Complete Elements of Poetry: Rhythm
164		164	
	Continue Assignment 13 – Edit and Publish		Read Day 4 text Complete <u>one</u> of the following: Writing Poetry Speaking and Listening
165		165	
	No assignment		Watch Day 5 video (2:50) // Read Day 5 text ↓↓


Week 33

* only complete as necessary

♦ locate material online or in library

□ may need to prepare/introduce in advance


 can be submitted to the EIW Scoring Service

				Complete Analyzing Figurative Language: Hyperbole
Week 34	166		166	
		Watch Lesson 14 video (10:04) // Read Lesson 14 text Complete Assignment 14 – Citing Sources		Study for Poetry Summative Assessment
	167		167	
		Watch Lesson 15 video (2:54) // Read Lesson 15 text Complete Assignment 15 – Adding a Title Page and Outline		Study for Poetry Summative Assessment
	168		168	
		Watch End of Year video (1:38)		Complete Poetry Summative Assessment
	169		169	
		No assignment		No assignment
	170		170	
	No assignment		No assignment	

* only complete as necessary

◆ locate material online or in library

□ may need to prepare/introduce in advance

 can be submitted to the EIW Scoring Service