

Optional 34-Week Essentials in Writing/Essentials in Literature Plan Level 11

IMPORTANT: Prior to beginning, [watch the preliminary videos](#) about how to use the curriculum as well as [read all the Curriculum Information](#) in the Teacher Handbook.

Below are suggested daily pacing guides for an **average Level 11 track**. Alternative plans for a **remedial track** for Essentials in Literature are available for download at [the website].


Please note that students can complete Essentials in Literature activities in a variety of ways (written answers, verbal answers, discussion with other students, etc.).




Symbol Key is located on the footer of each page.

		Essentials in Writing			Essentials in Literature
Week 1	1		1		
		SECTION 1: SENTENCES Watch Lesson 1 video (length: 7:24) // Read Lesson 1 text Complete Assignment 1A			Watch Level 11 Introduction video (length: 2:14) FICTION UNIT <i>Fiction Introduction</i> Watch Day 1 video (4:50) // Read Day 1 text
	2		2		
		* Rewatch Lesson 1 video (7:24) // Reread Lesson 1 text Complete Assignment 1B			Watch Day 2 video (6:41) // Read Day 2 text
	3		3		
		Watch Lesson 2 video (9:06) // Read Lesson 2 text Complete Assignment 2A			Watch Day 3 video (5:59) // Read Day 3 text
	4		4		
		* Rewatch Lesson 2 video (9:06) // Reread Lesson 2 text Complete Assignment 2B			Watch Day 4 video (4:35) // Read Day 4 text
5		5			
	Watch Lesson 3 video (8:20) // Read Lesson 3 text Complete Assignment 3A			Watch Day 5 video (3:44) // Read Day 5 text	
Week 2	6		6		
		* Rewatch Lesson 3 video (8:20) // Reread Lesson 3 text Complete Assignment 3B			Watch Day 6 video (1:52) // Read Day 6 text
	7		7		
	Watch Lesson 4 video (9:21) // Read Lesson 4 text Complete Assignment 4			Watch Day 7 video (3:38) // Read Day 7 text	

	8	8	8	
		Watch Lesson 5 video (6:21) // Read Lesson 5 text Complete Assignment 5		Watch Day 8 video (7:19) // Read Day 8 text
	9	9	9	
		Watch Lesson 6 video (5:45) // Read Lesson 6 text Complete Assignment 6A		<i>“American History”</i> Read Day 1 text Introduction Meet the Author
	10	10	10	
		* Rewatch Lesson 6 video (5:45) // Reread Lesson 6 text Complete Assignment 6B		Watch Day 2 video (7:24) // Read Day 2 text Analyzing Literature: Character * Complete Reading Focus: Making Connections * Complete Vocabulary ◆ Read <i>“American History”</i>
	11	11	11	
		Watch Lesson 7 video (8:14) // Read Lesson 7 text Complete Assignment 7		Read Day 3 text (page 1) Complete Check Comprehension Complete Main Idea Complete Think Critically
Week 3	12	12	12	
		Watch Lesson 8 video (6:34) // Read Lesson 8 text Complete Assignment 8A		Watch Day 3 video (4:34) // Read Day 3 text (page 2) Complete Analyzing Literature: Character (℞) Complete Dive Deeper (choose 2)
	13	13	13	
		* Rewatch Lesson 8 video (6:34) // Reread Lesson 8 text Complete Assignment 8B		Watch Day 4 video (4:09) // Read Day 4 text ↓↓ Complete Analyzing Literature Complete Connection Reflection (choose 1) * Complete Writing Connection OR 1 Extended Activity (Day 5)
	14	14	14	
	* Repeat Assignments 2B, 3B, and 4		Watch Day 5 video (4:34) // Read Day 5 text Complete Nonfiction Connection: History ◆ Read <i>“What the Assassination of President Kennedy Meant to Americans in 1963”</i> * □ Complete 1 Extended Activity OR Writing Connection (Day 4)	
	15	15	15	
		* Repeat Assignments 5, 6B, and 8B		Complete <i>“American History”</i> Independent Practice (℞)

Week 4	16	SECTION 2: PARAGRAPHS Watch Lesson 1 video (10:18) // Read Lesson 1 text Complete Assignment 1A	16	“Shooting an Elephant” Read Day 1 text Introduction Meet the Author
	17	* Rewatch Lesson 1 video (10:18) // Reread Lesson 1 text Complete Assignment 1B	17	Watch Day 2 video (4:53) // Read Day 2 text Analyzing Literature: Conflict * Complete Reading Focus: Monitor * Complete Vocabulary ◆ Read “Shooting an Elephant”
	18	Watch Lesson 2 video (9:48) // Read Lesson 2 text Complete Assignment 2	18	Read Day 3 text (page 1) Complete Check Comprehension Complete Main Idea Complete Think Critically
	19	Watch Lesson 3 video (12:22) // Read Lesson 3 text Complete Assignment 3A	19	Watch Day 3 video (2:52) // Read Day 3 text (page 2) Complete Analyzing Literature: Conflict (℞) Complete Dive Deeper (choose 2)
	20	* Rewatch Lesson 3 video (12:22) // Reread Lesson 3 text Complete Assignment 3B	20	Watch Day 4 video (3:01) // Read Day 4 text Complete Analyzing Literature Complete Connection Reflection (choose 1) * Complete Writing Connection OR 1 Extended Activity (Day 5)
	21	Watch Lesson 4 video (7:26) // Read Lesson 4 text Complete Assignment 4	21	Read Day 5 text Complete Nonfiction Connection: Video ◆ Watch “Imperialism: Crash Course World History #35” * □ Complete 1 Extended Activity OR Writing Connection (Day 4)
	22	Watch Lesson 5 video (8:18) // Read Lesson 5 text Complete Assignment 5A	22	Complete “Shooting an Elephant” Independent Practice (℞)
	23	* Rewatch Lesson 5 video (8:18) // Reread Lesson 5 text Complete Assignment 5B	23	“The Alligator War” Read Day 1 text ↓↓


			Introduction Meet the Author
	24	24	
	* Repeat Assignment 3B – Plan (using a different prompt)		Watch Day 2 video (2:48) // Read Day 2 text Analyzing Literature: Theme * Complete Reading Focus: Compare and Contrast * Complete Vocabulary ♦ Read “ <i>The Alligator War</i> ”
	25	25	
	* Repeat Assignment 3B – Draft		Read Day 3 text (page 1) Complete Check Comprehension Complete Main Idea Complete Think Critically
Week 6	26	26	
		Watch Lesson 6 video (5:42) // Read Lesson 6 text Complete Assignment 6	Watch Day 3 video (3:06) // Read Day 3 text (page 2) Complete Analyzing Literature: Theme (℞) Complete Dive Deeper (choose 2)
	27	27	
		Watch Lesson 7 video (8:27) // Read Lesson 7 text Complete Assignment 7A	Watch Day 4 video (2:53) // Read Day 4 text Complete Analyzing Literature Complete Connection Reflection (choose 1) * Complete Writing Connection OR 1 Extended Activity (Day 5)
	28	28	
		* Rewatch Lesson 7 video (8:27) // Reread Lesson 7 text Complete Assignment 7B	Read Day 5 text Complete Nonfiction Connection: Zoology ♦ Watch “ <i>National Geographic – Crocodiles and Alligators</i> ” * <input type="checkbox"/> Complete 1 Extended Activity OR Writing Connection (Day 4)
	29	29	
		* Repeat Assignment 5B – Plan (using a different prompt)	Complete “ <i>The Alligator War</i> ” Independent Practice (℞)
30	30		
	* Repeat Assignment 5B – Draft		“ <i>The Masque of the Red Death</i> ” Read Day 1 text Introduction Meet the Author


Week 7	31	31	31
		Watch Lesson 8 video (6:06) // Read Lesson 8 text Complete Assignment 8	Watch Day 2 video (3:43) // Read Day 2 text Analyzing Literature: Symbolism and Allegory * Complete Reading Focus: Visualization * Complete Vocabulary ♦ Read “ <i>The Masque of the Red Death</i> ”
	32	32	
		Watch Lesson 9 video (4:54) // Read Lesson 9 text Complete Assignment 9A	Read Day 3 text (page 1) Complete Check Comprehension Complete Main Idea Complete Think Critically
	33	33	
		* Rewatch Lesson 9 video (4:54) // Reread Lesson 9 text Complete Assignment 9B	Watch Day 3 video (4:09) // Read Day 3 text (page 2) Complete Analyzing Literature: Symbolism and Allegory (℞) Complete Dive Deeper (choose 2)
	34	34	
	* Repeat Assignment 7B – Plan (using a different prompt)	Watch Day 4 video (2:39) // Read Day 4 text Complete Analyzing Literature Complete Connection Reflection * Complete Writing Connection OR Extended Activity (Day 5)	
35	35		
	* Repeat Assignment 7B – Draft	Read Day 5 text Complete Nonfiction Connection: Literary Criticism ♦ Read “ <i>Evermore: The Enduring Influence of Edgar Allan Poe</i> ” * <input type="checkbox"/> Complete Extended Activity OR Writing Connection (Day 4)	
Week 8	36	36	
		Watch Lesson 10 video (7:37) // Read Lesson 10 text Complete Assignment 10	Complete “ <i>The Masque of the Red Death</i> ” Independent Practice (℞)
	37	37	
		Watch Lesson 11 video (6:04) // Read Lesson 11 text Complete Assignment 11A	“ <i>The Odyssey Book IX</i> ” Read Day 1 text Introduction Meet the Author
38	38		
	* Rewatch Lesson 11 video (6:04) // Reread Lesson 11 text Complete Assignment 11B	Watch Day 2 video (2:46) // Read Day 2 text Analyzing Literature: Irony * Complete Reading Focus: Cause and Effect ↓↓	

				* Complete Vocabulary ◆ Read “ <i>The Odyssey Book IX</i> ”
	39		39	
		* Repeat Assignment 9B – Plan (using a different prompt)		Read Day 3 text (page 1) Complete Check Comprehension Complete Main Idea Complete Think Critically
	40		40	
		* Repeat Assignment 9B – Draft		Watch Day 3 video (5:03) // Read Day 3 text (page 2) Complete Analyzing Literature: Irony (℞) Complete Dive Deeper (choose 2)
Week 9	41	One-Week Break	41	
			41	Watch Day 4 video (2:53) // Read Day 4 text Complete Analyzing Literature Complete Connection Reflection (choose 1) * Complete Writing Connection OR 1 Extended Activity (Day 5)
	42		42	
				Read Day 5 text Complete Nonfiction Connection: Interview ◆ Read “ <i>NPR: Psychiatrist Who Counsels Vets Wins Genius Grant</i> ” ◆ Listen to “ <i>Hear Jonathan Shay talk about a scene in the Odyssey and how it relates to soldiers back from Iraq today</i> ” * □ Complete 1 Extended Activity OR Writing Connection (Day 4)
	43		43	
				Complete “ <i>The Odyssey Book IX</i> ” Independent Practice (℞)
	44		44	
		“ <i>The Lottery</i> ” Read Day 1 text Introduction Meet the Author		
45		45		
				Watch Day 2 video (3:01) // Read Day 2 text Analyzing Literature: Mood and Tone * Complete Reading Focus: Making Predictions * Complete Vocabulary ◆ Read “ <i>The Lottery</i> ”


Week 10	46		46	
		* Repeat Assignment 3B – Plan (using a different prompt)		Read Day 3 text (page 1) Complete Check Comprehension Complete Main Idea Complete Think Critically
	47		47	
		* Repeat Assignment 3B – Draft		Watch Day 3 video (4:17) // Read Day 3 text (page 2) Complete Analyzing Literature: Mood and Tone (℞) Complete Dive Deeper (choose 2)
	48		48	
		* Repeat Assignment 5B – Plan (using a different prompt)		Watch Day 4 video (2:04) // Read Day 4 text Complete Analyzing Literature Complete Connection Reflection (choose 1) * Complete Writing Connection OR 1 Extended Activity (Day 5)
	49		49	
	* Repeat Assignment 5B – Draft		Read Day 5 text Complete Nonfiction Connection: Article ♦ Read “The Lottery’ Letters” * □ Complete 1 Extended Activity OR Writing Connection (Day 4)	
50		50		
	* Repeat Assignment 7B – Plan (using a different prompt)		Complete “The Lottery” Independent Practice (℞)	
Week 11	51		51	
		* Repeat Assignment 7B – Draft		“Lather and Nothing Else” / “Hills Like White Elephants” Read Day 1 text Introduction Meet the Authors
	52		52	
		* Repeat Assignment 9B – Plan (using a different prompt)		Watch Day 2 video (2:42) // Read Day 2 text Analyzing Literature: Point of View * Complete Reading Focus: Compare and Contrast * Complete Vocabulary ♦ Read “Lather and Nothing Else” ♦ Read “Hills Like White Elephants”
53		53		
	* Repeat Assignment 9B – Draft		Read Day 3 text (page 1) Complete Check Comprehension Complete Main Idea ↓ ↓	

				Complete Think Critically
	54		54	
		* Repeat Assignment 11B – Plan (using a different prompt)		Watch Day 3 video (2:57) // Read Day 3 text (page 2) Complete Analyzing Literature: Point of View (℞) Complete Dive Deeper (choose 2)
	55		55	
		* Repeat Assignment 11B – Draft		Watch Day 4 video (1:46) // Read Day 4 text Complete Analyzing Literature Complete Connection Reflection (choose 1) * Complete Writing Connection OR 1 Extended Activity (Day 5)
Week 12	56	One-Week Break	56	Read Day 5 text Complete Nonfiction Connection: Biography ♦ Read “Ernest Hemingway: Biography” * □ Complete 1 Extended Activity OR Writing Connection (Day 4)
	57		57	
				Complete “Lather and Nothing Else” / “Hills Like White Elephants” Independent Practice (℞)
	58		58	
				Study for Fiction Summative Assessment
	59		59	
				Complete Fiction Summative Assessment (℞) (♦ Read “The Veldt”)
	60		60	
		No assignment		
Week 13	61		61	One-Week Break
		SECTION 3: ESSAYS Watch Lesson 1 video (6:48) // Read Lesson 1 text		
	62		62	
		Watch Lesson 2 video (4:11) // Read Lesson 2 text		
	63		63	
		Expository Essay Watch Lesson 1 video (6:09) // Read Lesson 1 text Complete Assignment 1 – Organizing Thoughts		
64		64		
	Watch Lesson 2 video (10:36) // Read Lesson 2 text ↓↓			


		Complete Assignment 2 – Organizing Essay Paragraphs		
	65		65	
		Watch Lesson 3 video (5:53) // Read Lesson 3 text Complete Assignment 3 – Drafting Opening Paragraph		
Week 14	66		66	
		Watch Lesson 4 video (6:21) // Read Lesson 4 text Complete Assignment 4 – Drafting Body Paragraphs		DRAMA UNIT <i>Drama Introduction</i> Watch Day 1 video (4:34) // Read Day 1 text
	67		67	
		No assignment OR Continue Assignment 4		Watch Day 2 video (3:08) // Read Day 2 text
	68		68	
		Watch Lesson 5 video (7:36) // Read Lesson 5 text Complete Assignment 5 – Drafting Closing Paragraph		Watch Day 3 video (6:47) // Read Day 3 text
	69		69	
		Watch Lesson 6 video (11:41) // Read Lesson 6 text Complete Assignment 6 – Revise		Watch Day 4 video (4:54) // Read Day 4 text
70		70		
	 Watch Lesson 7 video (0:47) // Read Lesson 7 text Complete Assignment 7A – Edit and Publish		Watch Day 5 video (5:22) // Read Day 5 text	
Week 15	71		71	
		Persuasive Essay Watch Lesson 1 video (6:36) // Read Lesson 1 text Complete Assignment 1 – Organizing Thoughts		Watch Day 6 video (5:00) // Read Day 6 text
	72		72	
		Watch Lesson 2 video (9:28) // Read Lesson 2 text Complete Assignment 2 – Organizing Essay Paragraphs		“Our Town” Read Day 1 text Introduction Meet the Author
	73		73	
	Watch Lesson 3 video (5:23) // Read Lesson 3 text Complete Assignment 3 – Drafting Opening Paragraph		Read Day 2 text Access the Backdrop	
74		74		
	Watch Lesson 4 video (4:12) // Read Lesson 4 text Complete Assignment 4 – Drafting Body Paragraphs		Act One Read Day 3 text Introduction Analyzing Literature: Setting * Complete Drama Focus: Delivery of Dialogue ↓↓	

				◆ <i>Read Act One</i>
	75		75	
		No assignment OR Continue Assignment 4		Read Day 4 text (page 1) Complete Check Comprehension Complete In the Audience Complete Think Critically
Week 16	76		76	
		Watch Lesson 5 video (5:29) // Read Lesson 5 text Complete Assignment 5 – Drafting Closing Paragraph		Watch Day 4 video (3:34) // Read Day 4 text (page 2) Complete Analyzing Literature: Setting (℞) Complete Dive Deeper (choose 2)
	77		77	
		Watch Lesson 6 video (8:04) // Read Lesson 6 text Complete Assignment 6 – Revise		Watch Day 5 (2:12) // Read Day 5 text Complete Analyzing Literature: Foreshadowing Complete Connection Reflection
	78		78	
	 79	Watch Lesson 7 video (0:46) // Read Lesson 7 text Complete Assignment 7A – Edit and Publish		Read Day 6 text Complete Theatrical Connection: Costuming
	79		79	
		No assignment		<i>Act Two</i> Read Day 7 text Introduction Analyzing Literature: Characters * Complete Drama Focus: Making Inferences ◆ <i>Read Act Two</i>
	80		80	
	No assignment		Read Day 8 text (page 1) Complete Check Comprehension Complete In the Audience Complete Think Critically	
Week 17	81		81	
		One-Week Break		Watch Day 8 video (4:47) // Read Day 8 text (page 2) Complete Analyzing Literature: Characters (℞) Complete Dive Deeper (choose 2)
	82		82	
				Watch Day 9 video (1:54) // Read Day 9 text Complete Analyzing Literature: Mood Complete Connection Reflection

	83		83	Read Day 10 text Complete Theatrical Connection: Casting
	84		84	Act Three Read Day 11 text Introduction Analyzing Literature: Plot * Complete Analyzing Literature: Symbolism ◆ <i>Read Act Three</i>
	85		85	Read Day 12 text (page 1) Complete Check Comprehension Complete In the Audience Complete Think Critically
Week 18	86	Process Analysis Essay Watch Lesson 1 video (7:31) // Read Lesson 1 text Complete Assignment 1 – Organizing Thoughts	86	Watch Day 12 video (3:42) // Read Day 12 text (page 2) Complete Analyzing Literature: Plot (℞) Complete Dive Deeper (choose 2)
	87	Watch Lesson 2 video (7:17) // Read Lesson 2 text Complete Assignment 2 – Organizing Essay Paragraphs	87	Watch Day 13 video (2:08) // Read Day 13 text Complete Analyzing Literature: Symbolism (℞) Complete Connection Reflection
	88	Watch Lesson 3 video (6:08) // Read Lesson 3 text Complete Assignment 3 – Drafting Opening Paragraph	88	Read Day 14 text Complete Writing Connection OR <input type="checkbox"/> Complete one (1) Extended Activity
	89	Watch Lesson 4 video (9:12) // Read Lesson 4 text Complete Assignment 4 – Drafting Body Paragraphs	89	No assignment
	90	No assignment OR Continue Assignment 4	90	No assignment
	91	Watch Lesson 5 video (4:08) // Read Lesson 5 text Complete Assignment 5 – Drafting Closing Paragraph	91	Study for Drama Summative Assessment
	Week 19			

	92		92	
		Watch Lesson 6 video (3:45) // Read Lesson 6 text Complete Assignment 6 – Revise		Start Drama Summative Assessment (℞)
	93		93	
		Watch Lesson 7 video (0:50) // Read Lesson 7 text Complete Assignment 7A – Edit and Publish		Finish Drama Summative Assessment (℞)
	94		94	
		No assignment		No assignment
	95		95	
	No assignment		No assignment	
Week 20	96		96	
		* Repeat Expository Essay Complete Assignment 7B		Begin Drama Culminating Activity
	97		97	
		Continue Assignment 7B		Continue Drama Culminating Activity
	98		98	
		Continue Assignment 7B		Continue Drama Culminating Activity
	99		99	
		Continue Assignment 7B		Continue Drama Culminating Activity
100		100		
	Continue Assignment 7B		Finish Drama Culminating Activity	
Week 21	101	One-Week Break	101	One-Week Break
	102		102	
	103		103	
	1		104	
	105		105	

Week 22	106		106	
		Response to Literature Essay Watch Lesson 1 video (9:06) // Read Lesson 1 text Complete Assignment 1 – Organizing Thoughts		NOVEL UNIT <i>The Great Gatsby</i> Watch Day 1 video (5:30) // Read Day 1 text Introduction Meet the Author
	107		107	
		Watch Lesson 2 video (13:44) // Read Lesson 2 text Complete Assignment 2 – Organizing Essay Paragraphs		Read Day 2 text Access the Backdrop
	108		108	
		Watch Lesson 3 video (3:51) // Read Lesson 3 text Complete Assignment 3 – Drafting Opening Paragraph		Section One Read Day 3 text Introduction Analyzing Literature: Setting * Complete Reading Focus: Making Connections * Complete Vocabulary ♦ <i>Read Chapter 1</i>
	109		109	
		Watch Lesson 4 video (3:29) // Read Lesson 4 text Complete Assignment 4 – Drafting Body Paragraphs		Watch Day 4 video (6:27) // Read Day 4 text Complete Check Comprehension Complete Analyzing Literature: Setting (℞)
110		110		
	No assignment OR Continue Assignment 4		Read Day 5 text Complete Dive Deeper Complete Think Critically * Complete Discussion	
Week 23	111		111	
		Watch Lesson 5 video (3:23) // Read Lesson 5 text Complete Assignment 5 – Drafting Closing Paragraph		Section Two Read Day 6 text Introduction Analyzing Literature: Symbolism * Complete Reading Focus: Compare and Contrast * Complete Vocabulary ♦ <i>Read Chapters 2-3</i>
	112		112	
	Watch Lesson 6 video (4:04) // Read Lesson 6 text Complete Assignment 6 – Revise		Watch Day 7 video (6:50) // Read Day 7 text Complete Check Comprehension	↓↓

			Complete Analyzing Literature: Symbolism (℞)
	113	113	
	 Watch Lesson 7 video (0:33) // Read Lesson 7 text Complete Assignment 7A – Edit and Publish		Read Day 8 text Complete Dive Deeper Complete Think Critically * Complete Discussion
	114	114	
	No assignment		Section Three Read Day 9 text Introduction Analyzing Literature: Character Traits and Motives * Complete Reading Focus: Making Predictions * Complete Vocabulary ◆ <i>Read Chapters 4-5</i>
	115	115	
	No assignment		Watch Day 10 video (5:18) // Read Day 10 text Complete Check Comprehension Complete Analyzing Literature: Character Traits and Motives (℞)
Week 24	116	116	
	* Repeat Persuasive Essay Complete Assignment 7B		Read Day 11 text Complete Dive Deeper Complete Think Critically * Complete Discussion
	117	117	
	Continue Assignment 7B		Section Four Read Day 12 text Introduction Analyzing Literature: Irony * Complete Reading Focus: Cause and Effect * Complete Vocabulary ◆ <i>Read Chapters 6-7</i>
	118	118	
	Continue Assignment 7B		Watch Day 13 video (5:54) // Read Day 13 text Complete Check Comprehension Complete Analyzing Literature: Irony (℞)
119	119		
	Continue Assignment 7B		Read Day 14 text ↓↓


			Complete Dive Deeper Complete Think Critically * Complete Discussion
	120		120
		Continue Assignment 7B	Section Five Read Day 15 text Introduction Analyzing Literature: Conflict * Complete Reading Focus: Visualize * Complete Vocabulary ◆ <i>Read Chapter 8</i>
Week 25	121	One-Week Break	121
			Watch Day 16 video (1:27) // Read Day 16 text Complete Check Comprehension Complete Analyzing Literature: Conflict (℞)
	122		122
			Read Day 17 text Complete Dive Deeper Complete Think Critically * Complete Discussion
	123		123
			Section Six Read Day 18 text Introduction Analyzing Literature: Point of View * Complete Reading Focus: Author's Purpose * Complete Vocabulary ◆ <i>Read Chapter 9</i>
	124		124
	Watch Day 19 video (3:26) // Read Day 19 text Complete Check Comprehension Complete Analyzing Literature: Point of View (℞)		
125	125		
		Read Day 20 text Complete Dive Deeper Complete Think Critically * Complete Discussion	

Week 26	126		126	
		* Repeat Process Analysis Essay Complete Assignment 7B		Complete Novel Summative Assessment (℞)
	127		127	
		Continue Assignment 7B		Begin Novel Culminating Activity
	128		128	
		Continue Assignment 7B		Continue Novel Culminating Activity
	129		129	
		Continue Assignment 7B		Continue Novel Culminating Activity
Week 27	130		130	
		Continue Assignment 7B		Finish Novel Culminating Activity
	131		131	One-Week Break
		* Repeat Response to Literature Essay Complete Assignment 7B		
	132		132	
		Continue Assignment 7B		
	133		133	
		Continue Assignment 7B		
134		134		
	Continue Assignment 7B			
Week 28	135		135	
		Continue Assignment 7B		
	136		136	POETRY UNIT
				<i>Poetry Introduction</i> Watch Day 1 video (3:17) // Read Day 1 text
	137		137	Watch Day 2 video (8:10) // Read Day 2 text
	138		138	Watch Day 3 video (5:05) // Read Day 3 text
		One-Week Break		Watch Day 4 video (3:55) // Read Day 4 text
	139		139	Watch Day 5 video (3:46) // Read Day 5 text
		140		

Week 29	141		141	
		Research Paper Watch Lesson 1 video (7:29) // Read Lesson 1 text		Watch Day 6 video (6:29) // Read Day 6 text
	142		142	
		Watch Lesson 2 video (5:27) // Read Lesson 2 text Complete Assignment 2 – Choose and Narrow Topic		Watch Day 7 video (4:38) // Read Day 7 text
	143		143	
		Watch Lesson 3 video (2:34) // Read Lesson 3 text Complete Assignment 3 – Research Questions		Watch Day 8 video (4:07) // Read Day 8 text
	144		144	
	Watch Lesson 4 video (5:20) // Read Lesson 4 text		<i>“My Papa’s Waltz” / “Woman and Child”</i> Read Day 1 text Introduction Meet the Authors	
145		145		
	Watch Lesson 5 video (9:39) // Read Lesson 5 text		Watch Day 2 video (7:20) // Read Day 2 text ♦ Read <i>“My Papa’s Waltz”</i> and <i>“Woman and Child”</i> Complete Analyzing Figurative Language: Extended Metaphor and Simile (℞) Complete Element of Poetry: Mood and Tone (℞)	
Week 30	146		146	
		Watch Lesson 6 video (3:14) // Read Lesson 6 text Start Assignment 6 – Research		Read Day 3 text Complete Main Idea Complete Think About It Complete Connection Reflection
	147		147	
		Continue Assignment 6 – Research		Read Day 4 text Complete <u>one</u> of the following: Writing Connection OR <input type="checkbox"/> One (1) Breaking Boundaries
148		148		
	Continue Assignment 6 – Research		<i>“The Buried Life” / “Carrying Food Home in Winter”</i> Read Day 1 text Introduction Meet the Authors	

	149		149	
		Continue Assignment 6 – Research		Watch Day 2 video (5:05) // Read Day 2 text ♦ Read “ <i>The Buried Life</i> ” and “ <i>Carrying Food Home in Winter</i> ” Complete Analyzing Figurative Language: Synecdoche and Metonymy (℞) Complete Element of Poetry: Tone (℞)
	150		150	
		Complete Assignment 6 – Research		Read Day 3 text Complete Main Idea Complete Think About It (choose 3) Complete Connection Reflection
Week 31	151		151	
		Watch Lesson 7 video (5:23) // Read Lesson 7 text Complete Assignment 7 – Thesis and Outline		Read Day 4 text Complete <u>one</u> of the following: Writing Connection OR <input type="checkbox"/> One (1) Breaking Boundaries
	152		152	
		Watch Lesson 8 video (6:45) // Read Lesson 8 text Complete Assignment 8 – In-Text Citations		“ <i>When Lilacs Last in the Dooryard Bloom’d</i> ” Read Day 1 text Introduction Meet the Author
	153		153	
		Watch Lesson 9 video (8:10) // Read Lesson 9 text Complete Assignment 9 – Draft Introduction		Watch Day 2 video (9:57) // Read Day 2 text ♦ Read “ <i>When Lilacs Last in the Dooryard Bloom’d</i> ” Complete Analyzing Figurative Language: Symbolism and Imagery (℞) Complete Element of Poetry: Diction (℞)
	154		154	
	Watch Lesson 10 video (3:05) // Read Lesson 10 text Complete Assignment 10 – Organizing Body Paragraphs		Read Day 3 text Complete Main Idea Complete Think About It (choose 3) Complete Connection Reflection	
155		155		
	No assignment		Read Day 4 text Complete <u>one</u> of the following: Writing Connection OR <input type="checkbox"/> One (1) Breaking Boundaries	

Week 32	156	156	156	
		Watch Lesson 11 video (6:47) // Read Lesson 11 text Complete Assignment 11 – Drafting Body Paragraphs		“Clock-Beat, Heart-Beat” / “Ah, Ah” Read Day 1 text Introduction Meet the Authors
	157	157	157	
		Continue Assignment 11 – Drafting Body Paragraphs		Watch Day 2 video (5:05) // Read Day 2 text ♦ Read “Clock-Beat, Heart-Beat” and “Ah, Ah” Complete Analyzing Figurative Language: Personification (℞) Complete Element of Poetry: Theme and Voice (℞)
	158	158	158	
		Continue Assignment 11 – Drafting Body Paragraphs		Read Day 3 text Complete Main Idea Complete Think About It (choose 3) Complete Connection Reflection
159	159	159	159	
	Continue Assignment 11 – Drafting Body Paragraphs		Read Day 4 text Complete <u>one</u> of the following: Writing Connection OR <input type="checkbox"/> One (1) Breaking Boundaries	
160	160	160	160	
	Watch Lesson 12 video (4:27) // Read Lesson 12 text Complete Assignment 12 – Draft Closing Paragraph		No assignment	
Week 33	161	161	161	
		Watch Lesson 13 video (2:14) // Read Lesson 13 text Complete Assignment 13 – Revise		“Ozymandias” / “To an Athlete Dying Young” Read Day 1 text Introduction Meet the Authors
	162	162	162	
		Continue Assignment 13 – Revise		Watch Day 2 video (11:22) // Read Day 2 text ♦ Read “Ozymandias” and “To an Athlete Dying Young” ↓↓ Complete Analyzing Figurative Language: Allusion (℞) Complete Element of Poetry: Rhythm and Rhyme (℞)
163	163	163	163	
	Watch Lesson 14 video (1:12) // Read Lesson 14 text Complete Assignment 14 – Edit and Publish		Read Day 3 text Complete Main Idea ↓↓	

			Complete Think About It (choose 3) Complete Connection Reflection
	164		164
		Continue Assignment 14 – Edit and Publish	Read Day 4 text Complete <u>one</u> of the following: Writing Connection OR <input type="checkbox"/> One (1) Breaking Boundaries
	165		165
		No assignment	No assignment
Week 34	166		166
		Watch Lesson 15 video (5:00) // Read Lesson 15 text Complete Assignment 15 – Citing Sources	Study for Poetry Summative Assessment
	167		167
		Watch Lesson 16 video (4:14) // Read Lesson 16 text Complete Assignment 16 – Adding a Title Page and Outline	Study for Poetry Summative Assessment
	168		168
		Watch End of Year video (1:38)	Complete Poetry Summative Assessment ◆ Read “ <i>The Author to Her Book</i> ” ◆ Read “ <i>Ode on a Grecian Urn</i> ” ◆ Read “ <i>The Builders</i> ”
	169		169
		No assignment	No assignment OR Continue Poetry Summative Assessment
170		170	
	No assignment	No assignment OR Finish Poetry Summative Assessment	